行動通信終端設備檢驗報告

根據

交通部電信總局電信技術規範【PLMN01】行動電話機檢驗項目

產品名稱 ： **Neo 1973**

廠　　牌 ： **FIC**

型　　號 ： **GTA01BV4**

申請廠商 ： 大眾電腦股份有限公司

- 此份試驗報告僅針對保留於本實驗室的試驗樣品有效。
- 未獲本公司書面允許，證書或報告不得節錄複製。

樣品接收日期：96 年 07 月 24 日
報告發行日期：96 年 08 月 01 日
報告發行版本：Rev. 01

耕興股份有限公司
桃園縣龜山鄉華亞一路52號
TEL : 886-3-327-3456 FAX : 886-3-328-4978
發行版本：Rev. 01

目　錄

行動通訊終端設備檢驗報告 1
1. 一般資料 2
1.1. 申請廠商 2
1.2. 製造廠商 2
1.3. 產品名稱 2
1.4. 測試方法及依據 2
1.5. 測試模式 2
2. 一般特性檢驗 3
3. 檢驗接續圖 9
4. 檢驗使用儀器 10
5. 檢驗數據 11
5.1. GSM 900叢訊功率時間關係圖 11
5.2. GSM 900發射機頻率誤差 13
5.3. GSM 900發射射頻頻譜(載波頻率在100~1800kHz以內) 15
5.4. GSM 900發射射頻頻譜(載波頻率在100~1800kHz以外) 17
5.5. GSM 900混附波輻射連線狀態 18
5.6. GSM 900混附波輻射空閒狀態 28
5.7. DCS 1800叢訊功率時間關係圖 32
5.8. DCS 1800發射機頻率誤差 34
5.9. DCS1800發射射頻頻譜(載波頻率在100~1800kHz以內) 36
5.10. DCS1800發射射頻頻譜(載波頻率在100~1800kHz以外) 38
5.11. DCS1800混附波輻射連線狀態 39
5.12. DCS 1800混附波輻射空閒狀態 49
6. 量測設定及限制值 53
6.1. 混附波輻射發射頻帶內設定值 53
6.2. 混附波輻射發射頻帶外設定值 53
6.3. 混附波輻射連線狀態限制值 53
6.4. 混附波輻射空閒狀態限制值 53
6.5. 調變頻譜（Spectrum due to the modulation）設定及限制值 54
6.6. 功率轉換瞬態所產生之頻譜（Spectrum due to switching transients）限制值 54
附錄 A. 產品外觀與結構照

行動通訊終端設備檢驗報告

受理日期	: 96年07月24日	
完成日期	: 96年07月31日	
報告號碼	: TG772401	
實驗室名稱	: 耕興股份有限公司	
實驗室地址	: 桃園縣龜山鄉華亞一路52號	
實驗室電話	: 886-3-327-3456	
申請廠商	: 大眾電腦股份有限公司	
申請廠商地址	: 台北市內湖區陽光街300號	
製造廠商	: 1. 大眾電腦股份有限公司 2. 大眾電腦股份有限公司(蘇州)	
製造廠商地址	: 1. 台北市內湖區陽光街300號 2. 蘇州工業園區蘇虹中路200號出口加工區 (215122)	
器材名稱	: Neo 1973	
廠牌	: FIC	
型號	: GTA01BV4	
發射功率(W)	: GSM900:33.52 dBm	DCS1800:30.77 dBm
工作頻率及調變方式	: GSM900: TX:890~915MHz RX:935~960MHz	DCS1800: TX:1710~1785MHz RX:1805~1880MHz
話機識別碼 (IMEI Code)	: 351405130798016	
硬體版本	: A4	
軟體版本	: OpenMoko.GTA01.e.w.v.00.21	
檢驗項目	: 依電信技術規範【PLMN01】行動電話機檢驗項目。	
檢驗方法	: 依電信技術規範【PLMN01】之規定檢測。	
檢驗結果	: 合格	

測試人員	報告簽署人
鍾杰	蔡孝弘

1. 一般資料

1.1. 申請廠商

大眾電腦股份有限公司
台北市內湖區陽光街300號

1.2. 製造廠商

1. 大眾電腦股份有限公司
   台北市內湖區陽光街300號
2. 大眾電腦股份有限公司(蘇州)
   蘇州工業園區蘇虹中路200號出口加工區 (215122)

1.3. 產品名稱

Neo 1973

1.4. 測試方法及依據

電信技術規範【PLMN01】94年12月21日修訂版

1.5. 測試模式

GSM900:
此測試共有3個測試模式:
模式一: 頻道1(低頻道)
模式二: 頻道62(中間頻道)
模式三: 頻道124(高頻道)

DCS1800:
此測試共有3個測試模式:
模式一: 頻道512(低頻道)
模式二: 頻道699(中間頻道)
模式三: 頻道885(高頻道)

2. 一般特性檢驗

GSM 900：測試頻道 1 (890.2 MHz)

項次	檢驗項目	合格標準	檢驗數據	結果判定
1	工作頻帶 （n = 1 ~ 124）	Tx : 890 ＋ n * 0.2 MHz	890.2 ~ 914.8 MHz	合格
		Rx : 935 ＋ n * 0.2 MHz	935.2 ~ 959.8 MHz	
2	收發頻率間隔	45 MHz	45 MHz	合格
3	頻道間隔	200 kHz	200 kHz	合格
4	最大發射輸出功率	39dBm(Class 2) 37dBm(Class 3) 33dBm(Class 4) 29dBm(Class 5)	33.50 dBm（Class 4 ） 容許度：@ Level 5≦±2dB以內 叢訊功率時間關係圖參照5.1	合格
5	發射機頻率誤差	頻率誤差(Hz)：≦90	-19 Hz 參照5.2	合格
6	發射射頻頻譜	偏移載波頻率在100~1800kHz內 調變頻譜(dB) 功率轉換瞬態(dBm) 限制值參照6.5及6.6	參照5.3	合格
		偏移載波頻率在100~1800kHz外 調變頻譜(dB)	參照5.4	
7	混附波輻射(dBm)	連線狀態時 限制值參照6.3	參照5.5	合格
		空閒狀態時 限制值參照6.4	參照5.6	

GSM 900 ：測試頻道 62 (902.4 MHz)

項次	檢驗項目	合格標準	檢驗數據	結果判定
1	工作頻帶 （n = 1 ~ 124）	Tx : 890 ＋ n * 0.2 MHz	890.2 ~ 914.8 MHz	合格
		Rx : 935 ＋ n * 0.2 MHz	935.2 ~ 959.8 MHz	
2	收發頻率間隔	45 MHz	45 MHz	合格
3	頻道間隔	200 kHz	200 kHz	合格
4	最大發射輸出功率	39dBm(Class 2) 37dBm(Class 3) 33dBm(Class 4) 29dBm(Class 5)	33.52 dBm（Class 4 ） 容許度：@ Level 5≦±2dB以內 叢訊功率時間關係圖參照5.1	合格
5	發射機頻率誤差	頻率誤差(Hz)：≦90	-20 Hz 參照5.2	合格
6	發射射頻頻譜	偏移載波頻率在100~1800kHz內 調變頻譜(dB) 功率轉換瞬態(dBm) 限制值參照6.5及6.6	參照5.3	合格
		偏移載波頻率在100~1800kHz外 調變頻譜(dB)	參照5.4	
7	混附波輻射(dBm)	連線狀態時 限制值參照6.3	參照5.5	合格
		空閒狀態時 限制值參照6.4	參照5.6	

GSM 900 ：測試頻道124 (914.8MHz)

項次	檢驗項目	合格標準	檢驗數據	結果判定
1	工作頻帶 （n = 1 ~ 124）	Tx : 890 ＋ n * 0.2 MHz	890.2 ~ 914.8 MHz	合格
		Rx : 935 ＋ n * 0.2 MHz	935.2 ~ 959.8 MHz	
2	收發頻率間隔	45 MHz	45 MHz	合格
3	頻道間隔	200 kHz	200 kHz	合格
4	最大發射輸出功率	39dBm(Class 2) 37dBm(Class 3) 33dBm(Class 4) 29dBm(Class 5)	33.46 dBm（Class 4 ） 容許度：@ Level 5≦±2dB以內 叢訊功率時間關係圖參照5.1	合格
5	發射機頻率誤差	頻率誤差(Hz)：≦90	-22 Hz 參照5.2	合格
6	發射射頻頻譜	偏移載波頻率在100~1800kHz內 調變頻譜(dB) 功率轉換瞬態(dBm) 限制值參照6.5及6.6	參照5.3	合格
		偏移載波頻率在100~1800kHz外 調變頻譜(dB)	參照5.4	
7	混附波輻射(dBm)	連線狀態時 限制值參照6.3	參照5.5	合格
		空閒狀態時 限制值參照6.4	參照5.6	

DCS 1800 ：測試頻道512 (1710.2MHz)

項次	檢驗項目	合格標準	檢驗數據	結果判定
1	工作頻帶 （n = 1 ~ 124）	Tx : 1710.2 ＋ 0.2*(n - 512)MHz	1710.2 ~ 1784.8 MHz	合格
		Rx : 1805.2 ＋ 0.2*(n - 512)MHz	1805.2 ~ 1879.8 MHz	
2	收發頻率間隔	95 MHz	95 MHz	合格
3	頻道間隔	200 kHz	200 kHz	合格
4	最大發射輸出功率	30dBm(Class 1) 24dBm(Class 2) 36dBm(Class 3)	30.50 dBm （Class 1 ） 容許度：@ Level 0≦±2dB以內 叢訊功率時間關係圖參照5.7	合格
5	發射機頻率誤差	頻率誤差(Hz)：≦180	-27 Hz 參照5.8	合格
6	發射射頻頻譜	偏移載波頻率在100~1800kHz內 調變頻譜(dB) 功率轉換瞬態(dBm) 限制值參照6.5及6.6	參照5.9	合格
		偏移載波頻率在100~1800kHz外 調變頻譜(dB)	參照5.10	
7	混附波輻射(dBm)	連線狀態時 限制值參照6.3	參照5.11	合格
		空閒狀態時 限制值參照6.4	參照5.12	

DCS 1800 ：測試頻道699(1747.6MHz)

項次	檢驗項目	合格標準	檢驗數據	結果判定
1	工作頻帶 （n = 1 ~ 124）	Tx : 1710.2 ＋ 0.2*(n - 512)MHz	1710.2 ~ 1784.8 MHz	合格
		Rx : 1805.2 ＋ 0.2*(n - 512)MHz	1805.2 ~ 1879.8 MHz	
2	收發頻率間隔	95 MHz	95 MHz	合格
3	頻道間隔	200 kHz	200 kHz	合格
4	最大發射輸出功率	30dBm(Class 1) 24dBm(Class 2) 36dBm(Class 3)	30.77 dBm （Class 1 ） 容許度：@ Level 0≦±2dB以內 叢訊功率時間關係圖參照5.7	合格
5	發射機頻率誤差	頻率誤差(Hz)：≦180	13 Hz 參照5.8	合格
6	發射射頻頻譜	偏移載波頻率在100~1800kHz內 調變頻譜(dB) 功率轉換瞬態(dBm) 限制值參照6.5及6.6	參照5.9	合格
		偏移載波頻率在100~1800kHz外 調變頻譜(dB)	參照5.10	
7	混附波輻射(dBm)	連線狀態時 限制值參照6.3	參照5.11	合格
		空閒狀態時 限制值參照6.4	參照5.12	

DCS 1800 ：測試頻道885(1784.8MHz)

項次	檢驗項目	合格標準	檢驗數據	結果判定
1	工作頻帶 （n = 1 ~ 124）	Tx : 1710.2 ＋ 0.2*(n - 512)MHz	1710.2 ~ 1784.8 MHz	合格
		Rx : 1805.2 ＋ 0.2*(n - 512)MHz	1805.2 ~ 1879.8 MHz	
2	收發頻率間隔	95 MHz	95 MHz	合格
3	頻道間隔	200 kHz	200 kHz	合格
4	最大發射輸出功率	30dBm(Class 1) 24dBm(Class 2) 36dBm(Class 3)	30.61 dBm （Class 1 ） 容許度：@ Level 0≦±2dB以內 叢訊功率時間關係圖參照5.7	合格
5	發射機頻率誤差	頻率誤差(Hz)：≦180	-26 Hz 參照5.8	合格
6	發射射頻頻譜	偏移載波頻率在100~1800kHz內 調變頻譜(dB) 功率轉換瞬態(dBm) 限制值參照6.5及6.6	參照5.9	合格
		偏移載波頻率在100~1800kHz外 調變頻譜(dB)	參照5.10	
7	混附波輻射(dBm)	連線狀態時 限制值參照6.3	參照5.11	合格
		空閒狀態時 限制值參照6.4	參照5.12	

3. 檢驗接續圖

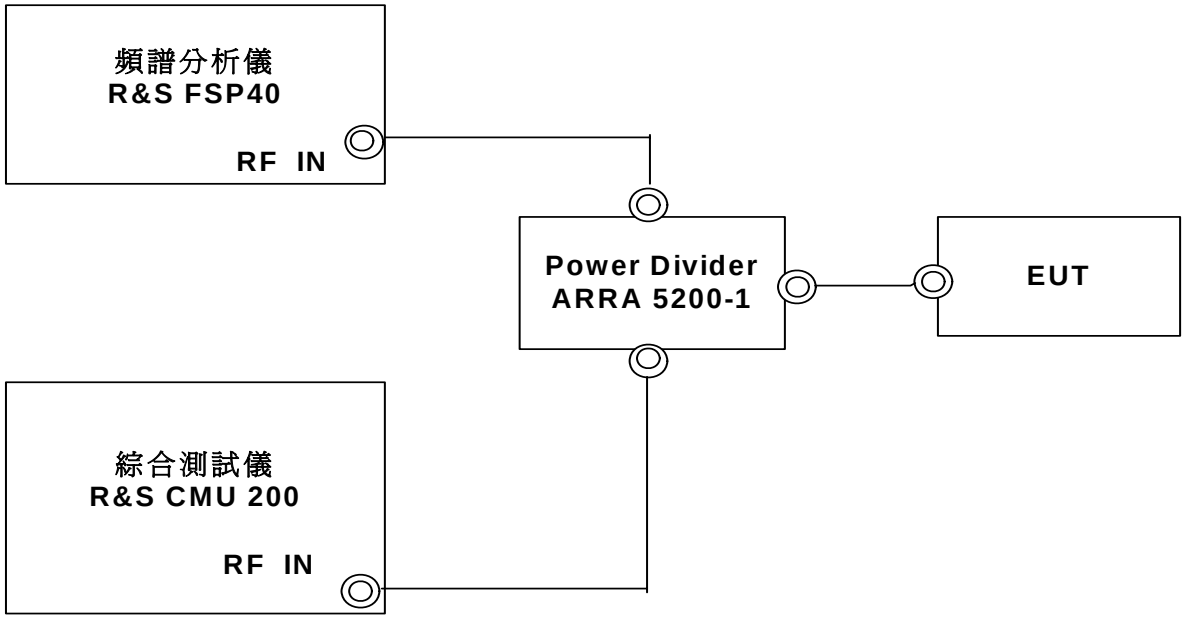

一般特性接續圖

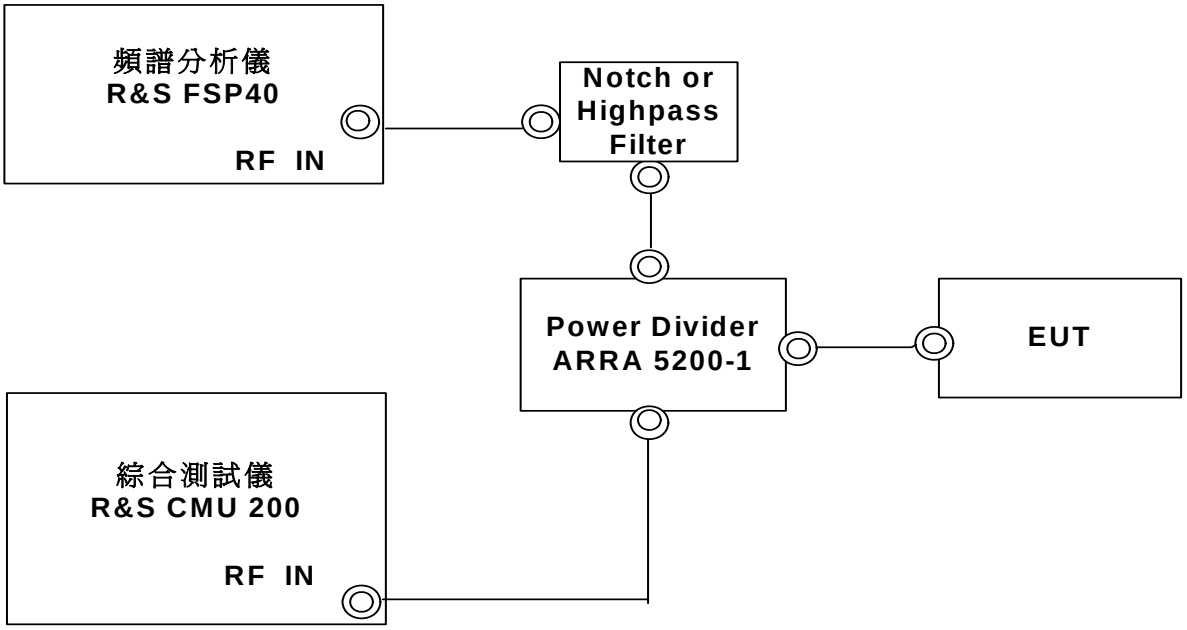

混附波輻射接續圖

4. 檢驗使用儀器

Instrument	Manufacturer	Model No.	Serial No.	Characteristics	Calibration Date	Due Date	Remark
Thermal Chamber	Tenyi technology	TTH-D35P	TBN-930701	N/A	Aug. 02, 2007	Aug. 01, 2008	TH02-HY
Spectrum	R&S	FSP40	100055	9KHz~40GHz	Jun. 25, 2007	Jun. 24, 2008	TH02-HY
Bluetooth Test	ANRITSU	MT8852A	6K00003939	N/A	N/A	N/A	TH02-HY
POWER DIVIDER	ARRA	5200-1	3871	N/A	Oct. 07, 2006	Oct. 06, 2007	TH02-HY
DC POWER SUPPLY	TOPWARD	3303D	740889	N/A	May 25, 2005	May 24, 2009	TH02-HY
Power Meter	Agilent	E4416A	GB41292344	N/A	Feb. 08, 2007	Feb. 07, 2008	TH02-HY
Power Sensor	Agilent	E9327A	US40441548	N/A	Feb. 08, 2007	Feb. 07, 2008	TH02-HY
Spectrum analyzer	Agilent	E4408B	MY44211028	9KHz-26.5GHz	Jul. 27, 2006	Jul. 26, 2008	Radiation (05CH02-HY)
Bilog Antenna	SCHAFFNER	CBL6112B	2892	25MHz -2GHz	Jul. 20, 2006	Jul. 19, 2008	Radiation (05CH02-HY)
Double Ridge Horn Antenna	Com-Power	AH118	071027	1G-18G	Apr. 14, 2007	Apr. 13, 2009	Radiation (05CH02-HY)
Double Ridge Horn Antenna	Training Research	AF-0801	95119	8G~18G	Nov. 27, 2006	Nov. 26, 2008	Radiation (05CH02-HY)
Amplifier	Mini Circuit	ZKL-2	D072104	30~2000MHz	Nov. 20, 2006	Nov. 19, 2007	Radiation (05CH02-HY)
Amplifier	Agilent	8449B	3008A02321	1G~26.5G	Dec. 18, 2006	Dec. 17, 2007	Radiation (05CH02-HY)
DC Power Supply	Topward	3303D	740889	N/A	N/A	N/A	Radiation (05CH02-HY)
Base Station Simulator	R & S	CMU200	106656	WCDMA	Nov. 20, 2006	Nov. 19, 2007	Radiation (05CH02-HY)

5. 檢驗數據

5.1. GSM 900 叢訊功率時間關係圖

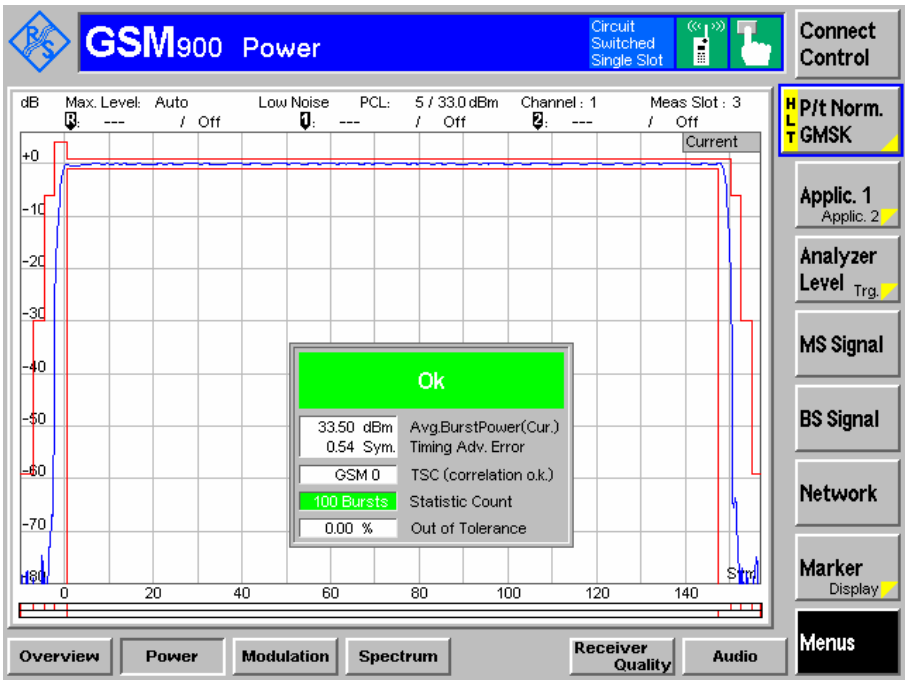

圖一 低頻道叢訊功率時間關係圖

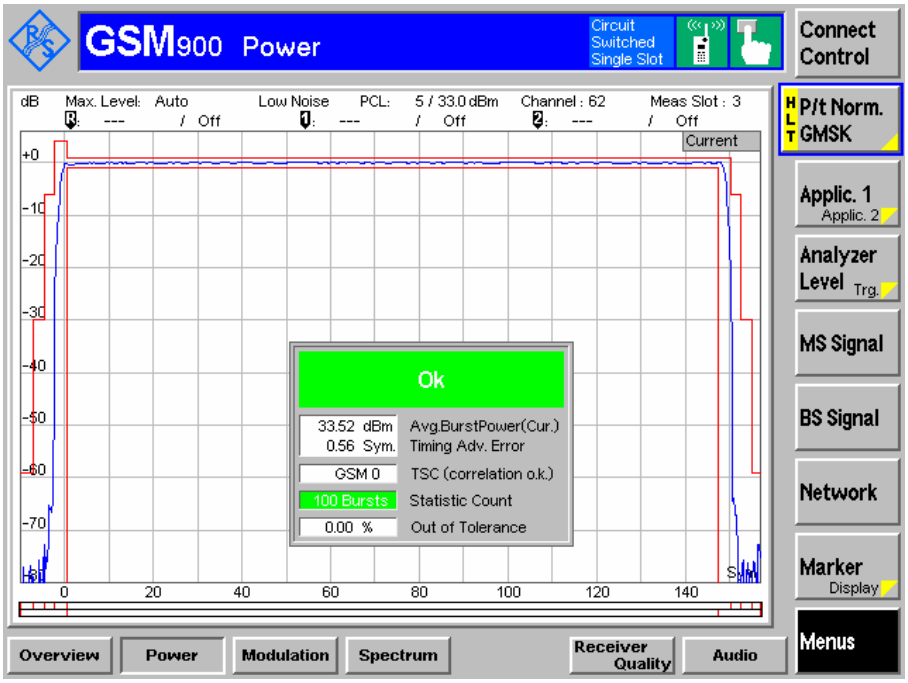

圖二 中間頻道叢訊功率時間關係圖

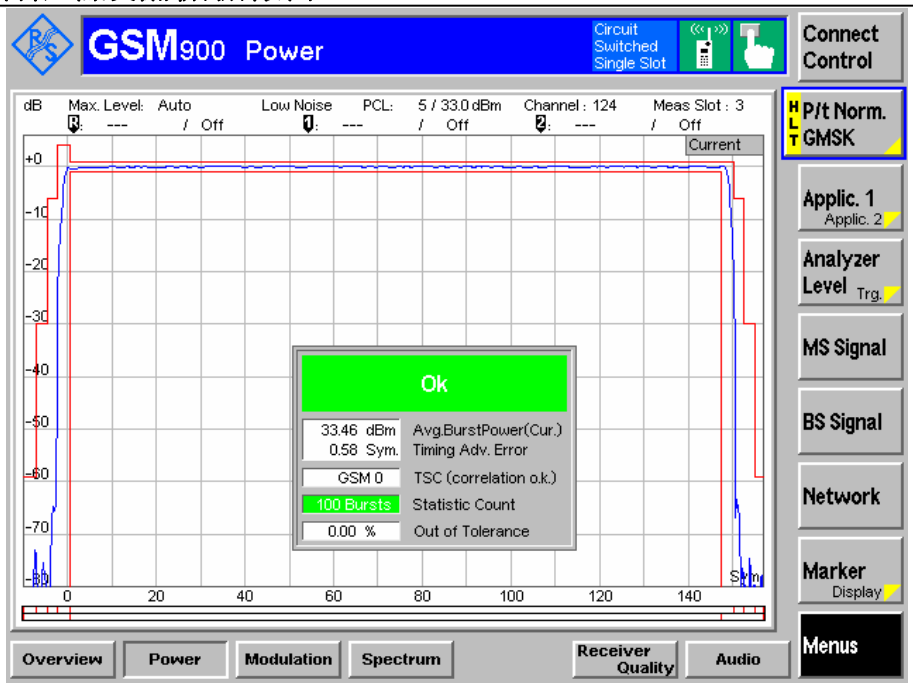

圖三 高頻道叢訊功率時間關係圖

5.2. GSM 900 發射機頻率誤差

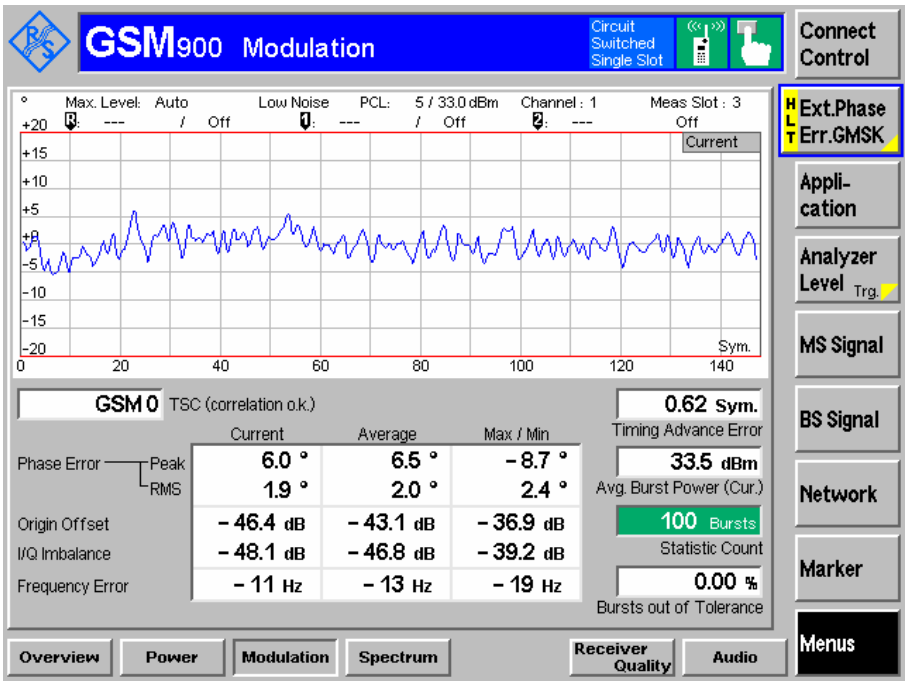

圖一 低頻道頻率誤差

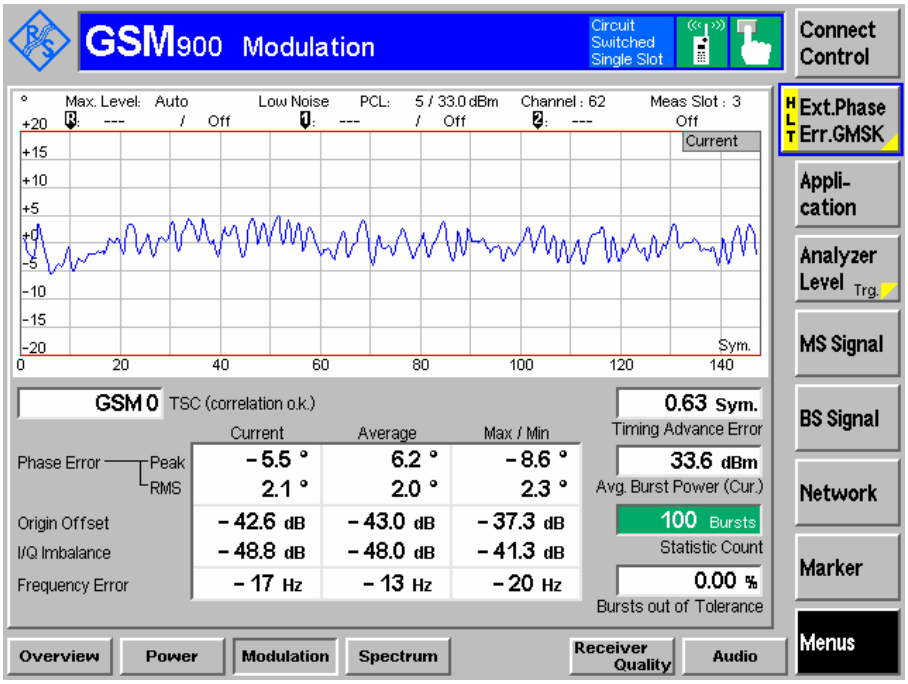

圖二 中間頻道頻率誤差

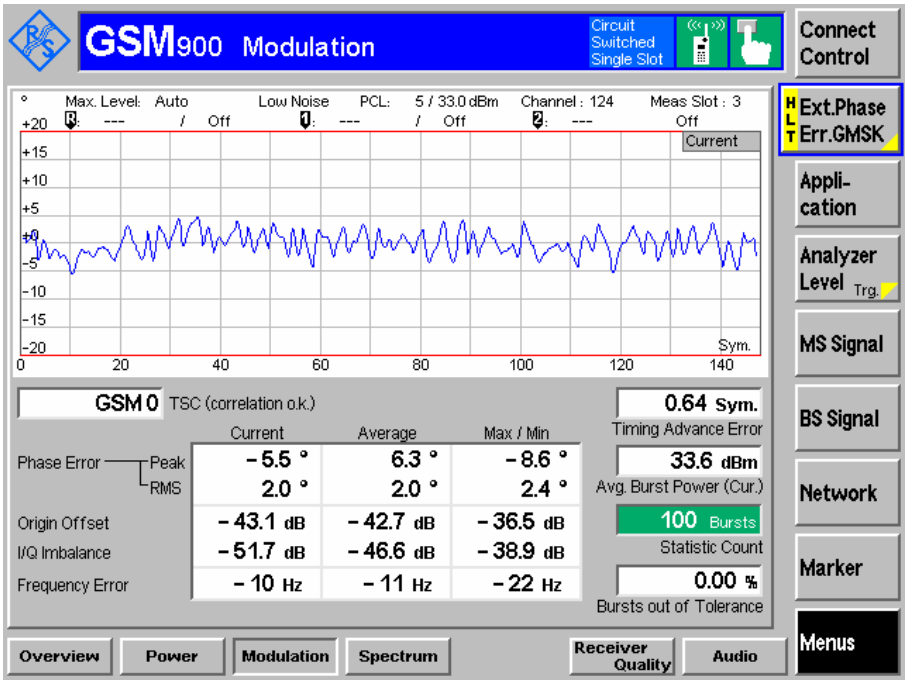
GSM900 Modulation
Circuit Switched Single Slot
Connect Control
Max. Level: Auto
Low Noise PCL: 5 / 33.0 dBm
Channel : 124
Meas Slot : 3
Ext.Phase Err.GMSK
Current
Appli-cation
Analyzer Level
MS Signal
BS Signal
Network
Marker
Menus
GSM 0 TSC (correlation o.k.)
0.64 Sym.
Timing Advance Error
Current Average Max / Min
Phase Error Peak -5.5 ° 6.3 ° -8.6 °
RMS 2.0 ° 2.0 ° 2.4 °
33.6 dBm
Avg. Burst Power (Cur.)
Origin Offset -43.1 dB -42.7 dB -36.5 dB
I/Q Imbalance -51.7 dB -46.6 dB -38.9 dB
Frequency Error -10 Hz -11 Hz -22 Hz
100 Bursts
Statistic Count
0.00 %
Bursts out of Tolerance
Overview
Power
Modulation
Spectrum
Receiver Quality
Audio

圖三 高頻道頻率誤差

5.3. GSM 900 發射射頻頻譜(載波頻率在 100~1800kHz 以內)

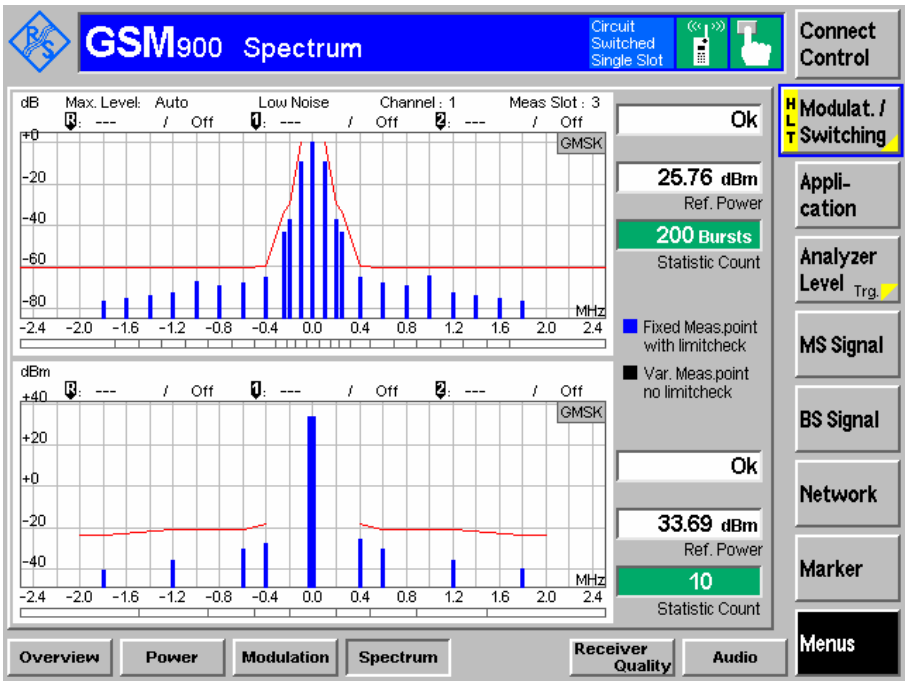

圖一 低頻道發射射頻頻譜

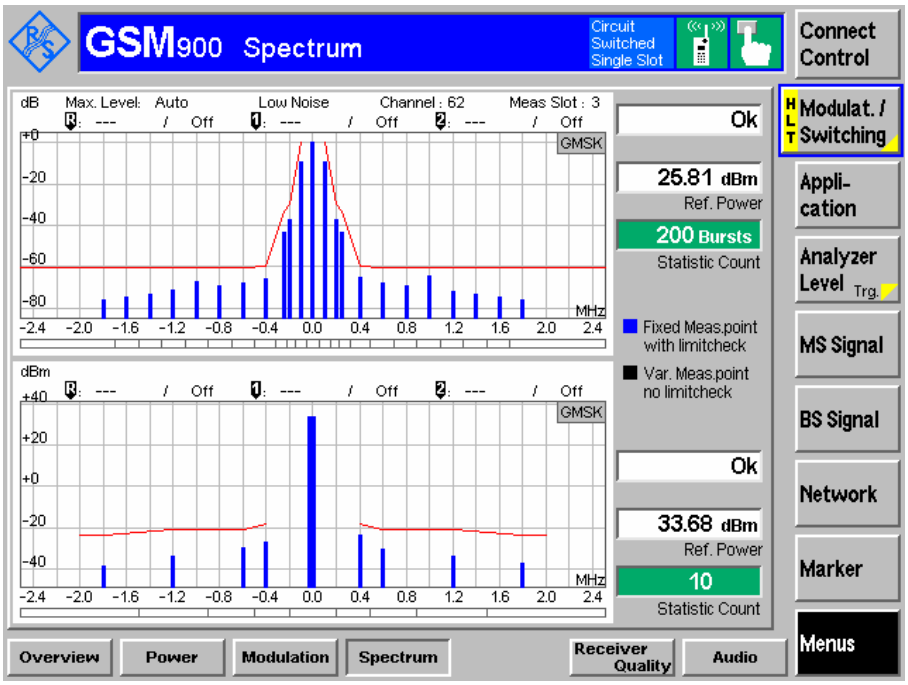

圖二 中間頻道發射射頻頻譜

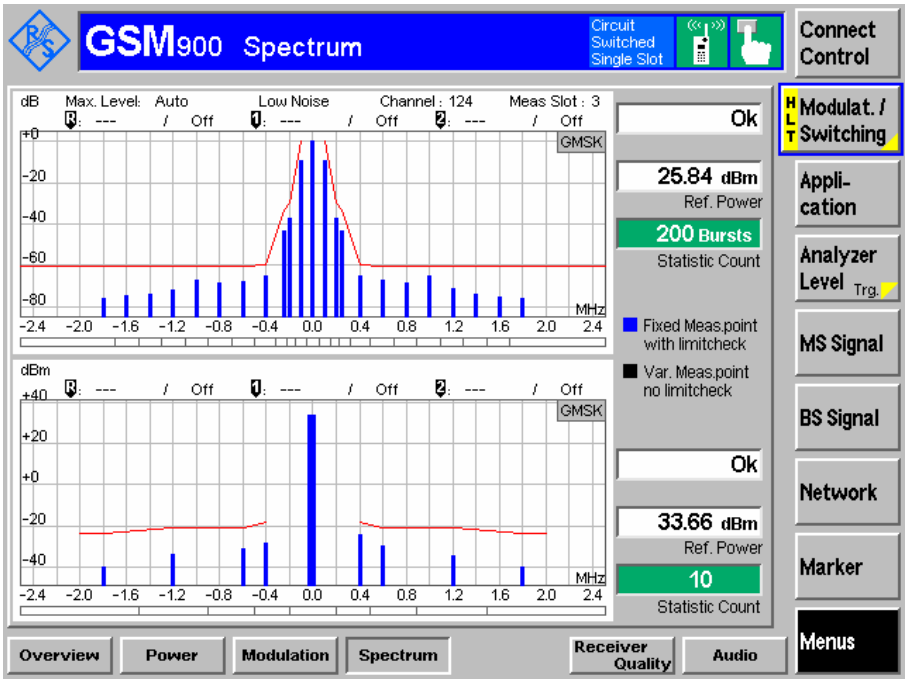

圖三 高頻道發射射頻頻譜

5.4. GSM 900 發射射頻頻譜(載波頻率在 100~1800kHz 以外)

GSM 900						
測試頻道	載波峰值	量測頻段		最大值	與載波差值	限制值
1	25.76	-1.8MHz	888.4	-49.11 dBm	-74.87 dB	-63 dB
		1.8MHz	892.0	-49.15 dBm	-74.91 dB	-63 dB
		-3.0MHz	887.2	-56.76 dBm	-82.52 dB	-65 dB
		3.0MHz	893.2	-56.23 dBm	-81.99 dB	-65 dB
		-6.0MHz	884.2	-62.11 dBm	-87.87 dB	-71 dB
		6.0MHz	896.2	-62.66 dBm	-88.42 dB	-71 dB
62	25.81	-1.8MHz	900.6	-48.88 dBm	-74.69 dB	-63 dB
		1.8MHz	904.2	-48.96 dBm	-74.77 dB	-63 dB
		-3.0MHz	899.4	-55.75 dBm	-81.56 dB	-65 dB
		3.0MHz	905.4	-55.97 dBm	-81.78 dB	-65 dB
		-6.0MHz	896.4	-62.21 dBm	-88.02 dB	-71 dB
		6.0MHz	908.4	-61.66 dBm	-87.47 dB	-71 dB
124	25.84	-1.8MHz	913.0	-47.80 dBm	-73.64 dB	-63 dB
		1.8MHz	916.6	-48.70 dBm	-74.54 dB	-63 dB
		-3.0MHz	911.8	-55.02 dBm	-80.86 dB	-65 dB
		3.0MHz	917.8	-55.13 dBm	-80.97 dB	-65 dB
		-6.0MHz	908.8	-60.93 dBm	-86.77 dB	-71 dB
		6.0MHz	920.8	-61.73 dBm	-87.57 dB	-71 dB

5.5. GSM 900 混附波輻射連線狀態

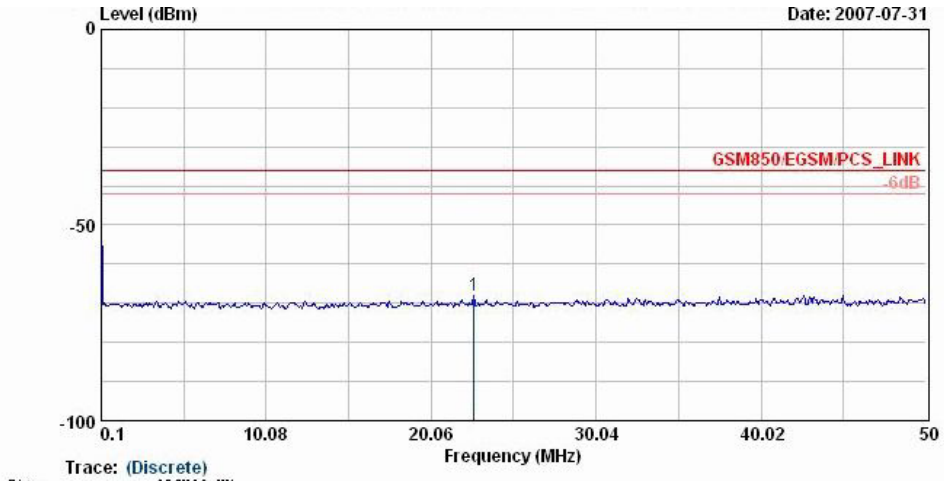

Site : 05CH02-HY
Condition : GSM850/EGSM/PCS_LINK
EUT : Neo 1973
Power : Real Battery
Model : TG 772401
Mode : GSM 900 Link Mode;Ch62

	Freq	Level	Over Limit	Limit Line	Read Level	Factor	Pol/Phase
	MHz	dBm	dB	dBm	dBm	dB	
1	22.65	-68.02	-32.02	-36.00	-74.46	6.44	

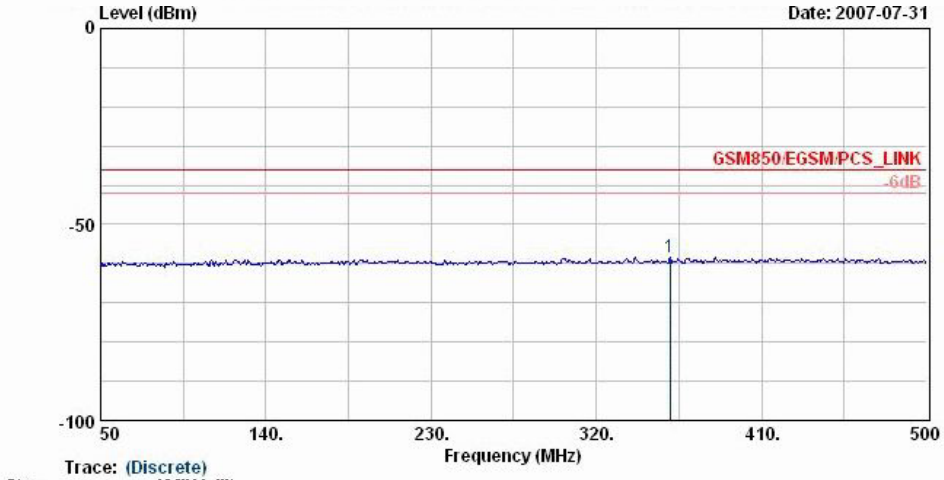

Site : 05CH02-HY
Condition : GSM850/EGSM/PCS_LINK
EUT : Neo 1973
Power : Real Battery
Model : TG 772401
Mode : GSM 900 Link Mode;Ch62

	Freq	Level	Over Limit	Limit Line	Read Level	Factor	Pol/Phase
	MHz	dBm	dB	dBm	dBm	dB	
1	360.05	-58.19	-22.19	-36.00	-64.88	6.69	

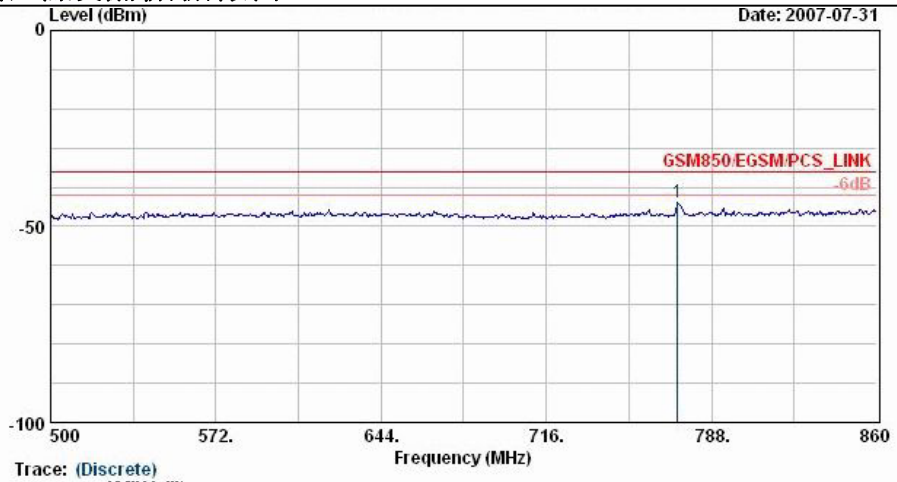

Trace: (Discrete)

Site : 05CH02-HY
Condition : GSM850/EGSM/PCS_LINK
EUT : Neo 1973
Power : Real Battery
Model : TG 772401
Mode : GSM 900 Link Mode;Ch62

	Freq	Level	Over Limit	Limit Line	Read Level	Factor	Pol/Phase
	MHz	dBm	dB	dBm	dBm	dB	
1 @	773.24	-44.03	-8.03	-36.00	-51.00	6.97	

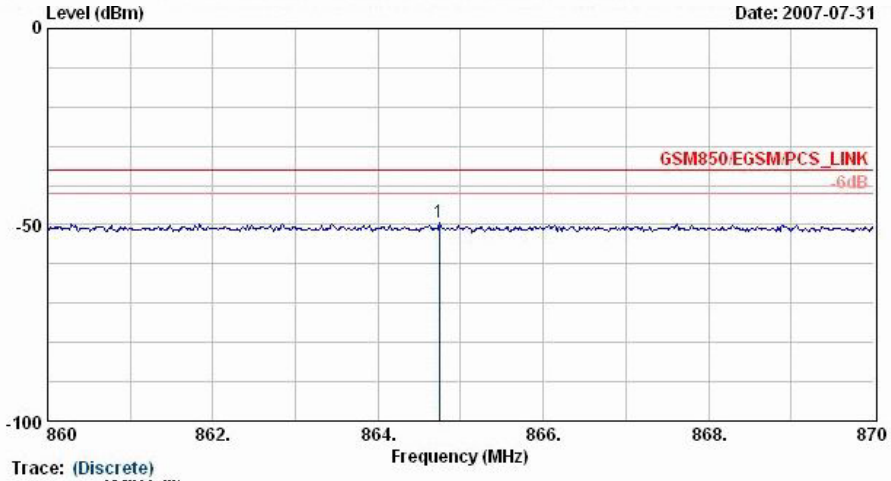

Trace: (Discrete)

Site : 05CH02-HY
Condition : GSM850/EGSM/PCS_LINK
EUT : Neo 1973
Power : Real Battery
Model : TG 772401
Mode : GSM 900 Link Mode;Ch62

	Freq	Level	Over Limit	Limit Line	Read Level	Factor	Pol/Phase
	MHz	dBm	dB	dBm	dBm	dB	
1	864.74	-49.54	-13.54	-36.00	-56.61	7.07	

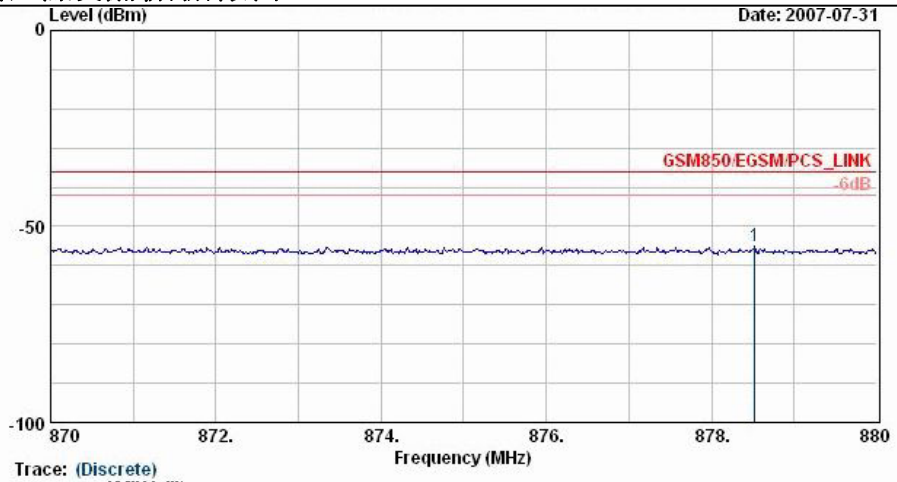

Trace: (Discrete)

Site : 05CH02-HY
Condition : GSM850/EGSM/PCS_LINK
EUT : Neo 1973
Power : Real Battery
Model : TG 772401
Mode : GSM 900 Link Mode;Ch62

	Freq	Level	Over Limit	Limit Line	Read Level	Factor	Pol/Phase
	MHz	dBm	dB	dBm	dBm	dB	
1	878.52	-54.92	-18.92	-36.00	-62.00	7.08	

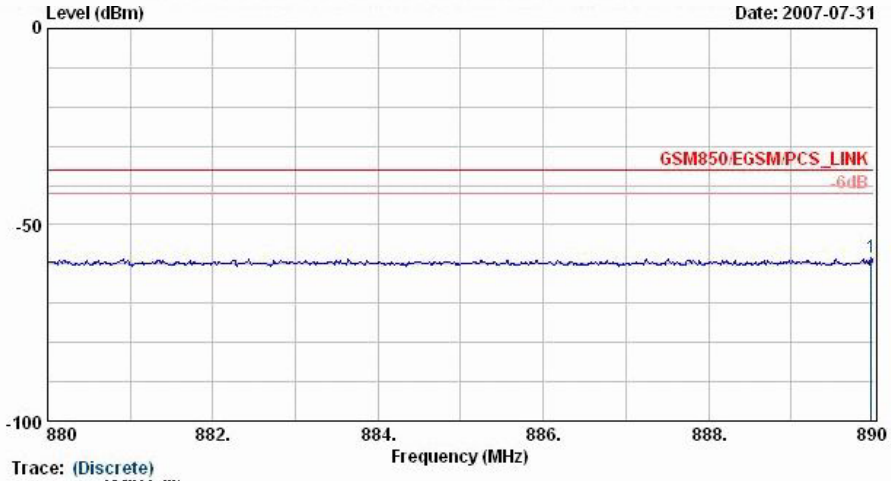

Trace: (Discrete)

Site : 05CH02-HY
Condition : GSM850/EGSM/PCS_LINK
EUT : Neo 1973
Power : Real Battery
Model : TG 772401
Mode : GSM 900 Link Mode;Ch62

	Freq	Level	Over Limit	Limit Line	Read Level	Factor	Pol/Phase
	MHz	dBm	dB	dBm	dBm	dB	
1	889.97	-58.21	-22.21	-36.00	-65.29	7.08	

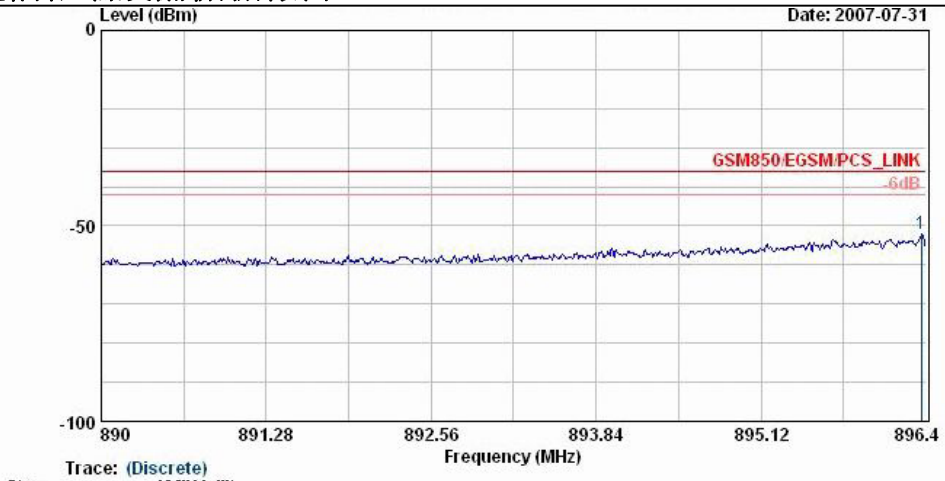

Trace: (Discrete)

Site : 05CH02-HY
Condition : GSM850/EGSM/PCS_LINK
EUT : Neo 1973
Power : Real Battery
Model : TG 772401
Mode : GSM 900 Link Mode;Ch62

	Freq	Level	Over Limit	Limit Line	Read Level	Factor	Pol/Phase
	MHz	dBm	dB	dBm	dBm	dB	
1	896.36	-52.23	-16.23	-36.00	-59.32	7.09	

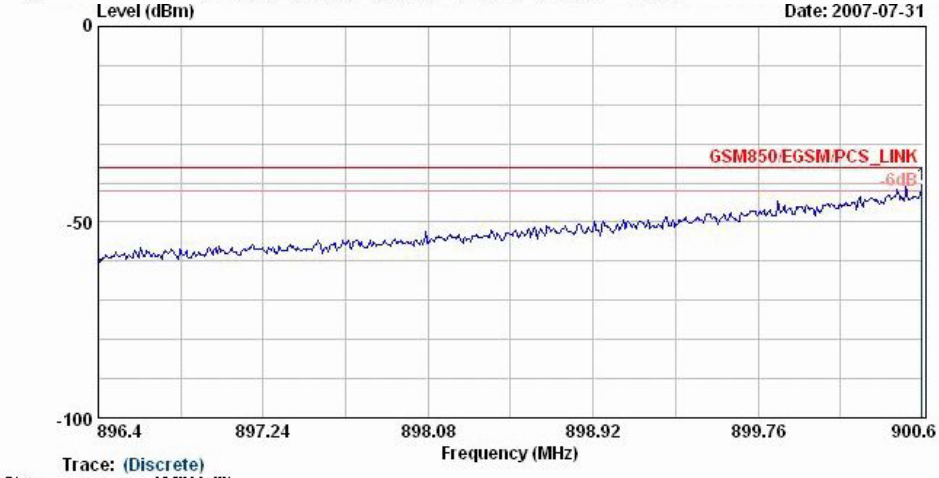

Trace: (Discrete)

Site : 05CH02-HY
Condition : GSM850/EGSM/PCS_LINK
EUT : Neo 1973
Power : Real Battery
Model : TG 772401
Mode : GSM 900 Link Mode;Ch62

	Freq	Level	Over Limit	Limit Line	Read Level	Factor	Pol/Phase
	MHz	dBm	dB	dBm	dBm	dB	
1 @	900.60	-40.64	-4.64	-36.00	-47.73	7.09	

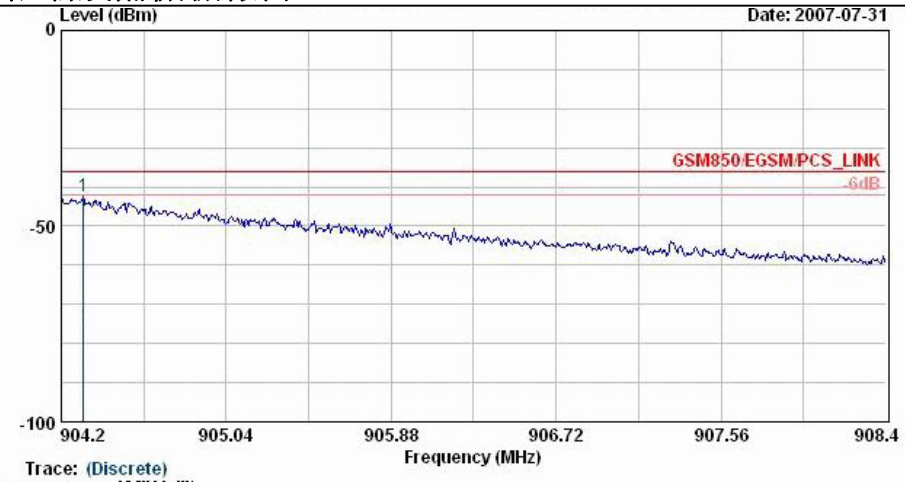

Trace: (Discrete)

Site : 05CH02-HY
Condition : GSM850/EGSM/PCS_LINK
EUT : Neo 1973
Power : Real Battery
Model : TG 772401
Mode : GSM 900 Link Mode;Ch62

	Freq	Level	Over Limit	Limit Line	Read Level	Factor	Pol/Phase
	MHz	dBm	dB	dBm	dBm	dB	
1 @	904.31	-42.49	-6.49	-36.00	-49.59	7.10	

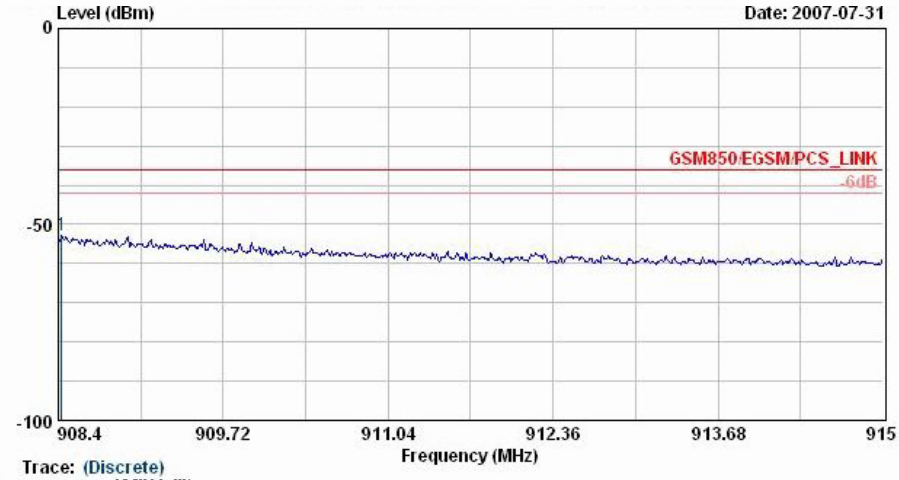

Trace: (Discrete)

Site : 05CH02-HY
Condition : GSM850/EGSM/PCS_LINK
EUT : Neo 1973
Power : Real Battery
Model : TG 772401
Mode : GSM 900 Link Mode;Ch62

	Freq	Level	Over Limit	Limit Line	Read Level	Factor	Pol/Phase
	MHz	dBm	dB	dBm	dBm	dB	
1	908.43	-52.62	-16.62	-36.00	-59.72	7.10	

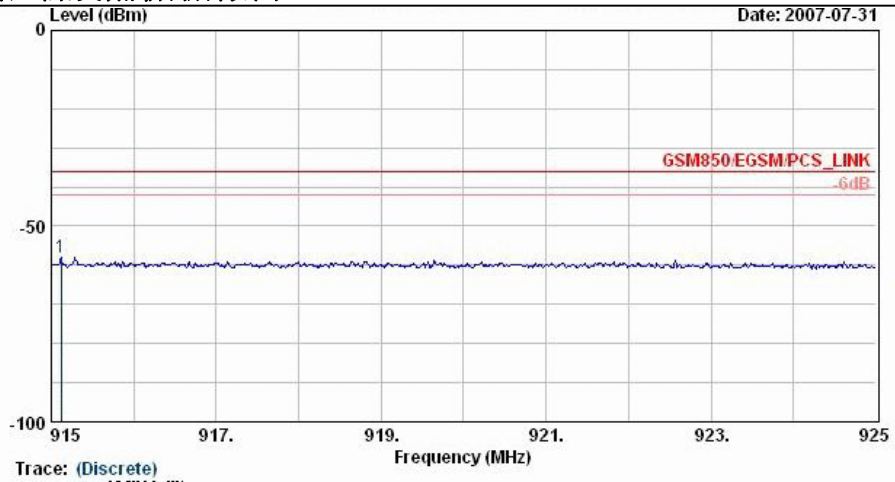

Trace: (Discrete)

Site : 05CH02-HY
Condition : GSM850/EGSM/PCS_LINK
EUT : Neo 1973
Power : Real Battery
Model : TG 772401
Mode : GSM 900 Link Mode;Ch62

	Freq	Level	Over Limit	Limit Line	Read Level	Factor	Pol/Phase
	MHz	dBm	dB	dBm	dBm	dB	
1	915.12	-57.87	-21.87	-36.00	-64.96	7.10	

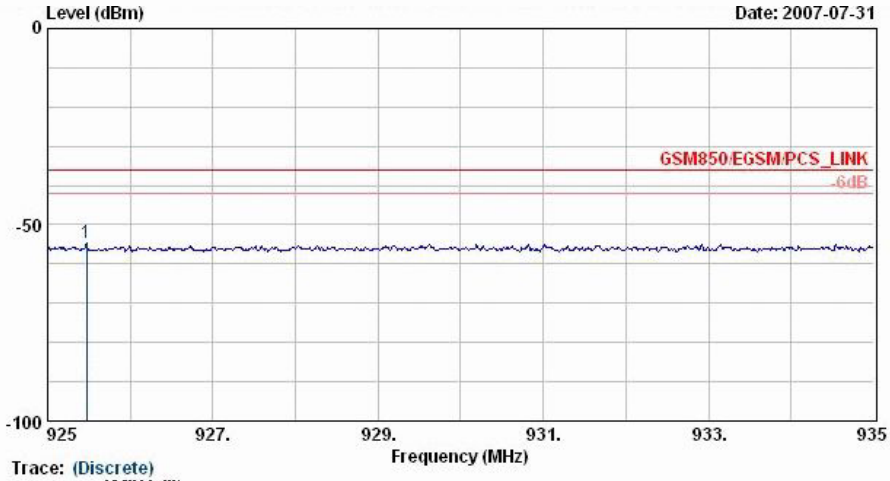

Trace: (Discrete)

Site : 05CH02-HY
Condition : GSM850/EGSM/PCS_LINK
EUT : Neo 1973
Power : Real Battery
Model : TG 772401
Mode : GSM 900 Link Mode;Ch62

	Freq	Level	Over Limit	Limit Line	Read Level	Factor	Pol/Phase
	MHz	dBm	dB	dBm	dBm	dB	
1	925.47	-54.67	-18.67	-36.00	-61.77	7.10	

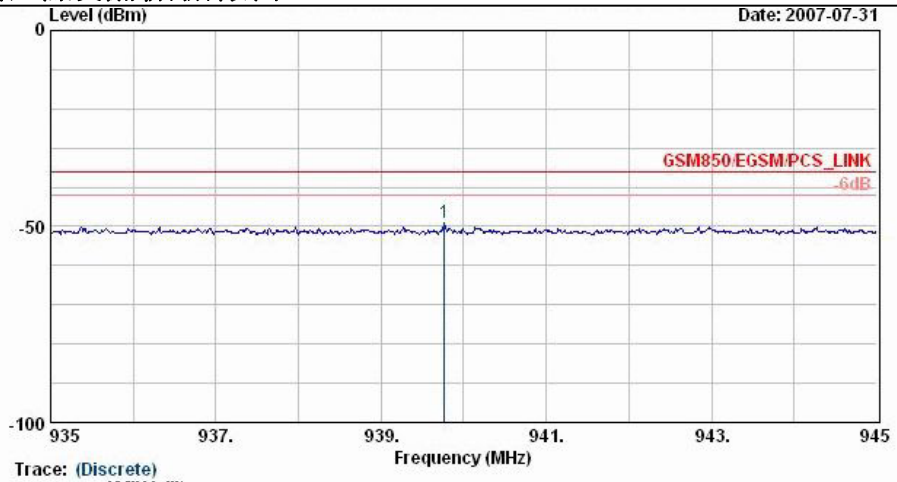

Trace: (Discrete)

Site : 05CH02-HY
Condition : GSM850/EGSM/PCS_LINK
EUT : Neo 1973
Power : Real Battery
Model : TG 772401
Mode : GSM 900 Link Mode;Ch62

	Freq	Level	Over Limit	Limit Line	Read Level	Factor	Pol/Phase
	MHz	dBm	dB	dBm	dBm	dB	
1	939.77	-49.22	-13.22	-36.00	-56.32	7.11	

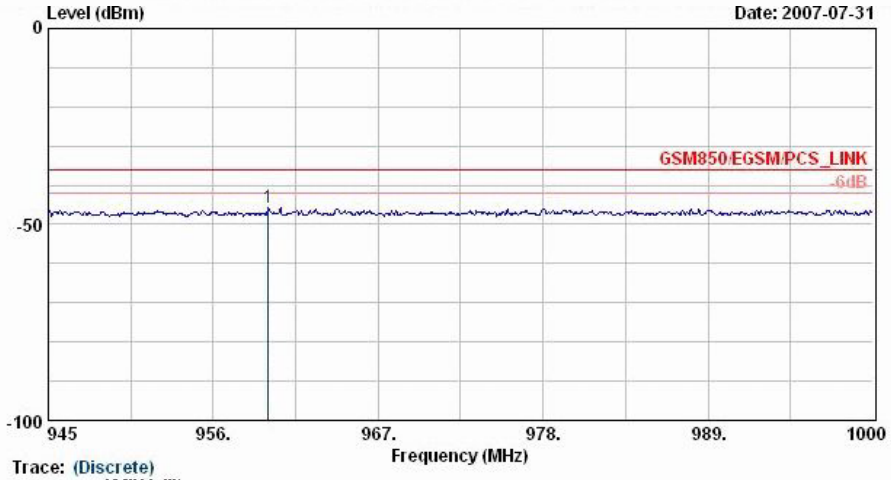

Trace: (Discrete)

Site : 05CH02-HY
Condition : GSM850/EGSM/PCS_LINK
EUT : Neo 1973
Power : Real Battery
Model : TG 772401
Mode : GSM 900 Link Mode;Ch62

	Freq	Level	Over Limit	Limit Line	Read Level	Factor	Pol/Phase
	MHz	dBm	dB	dBm	dBm	dB	
1 @	959.69	-45.70	-9.70	-36.00	-52.82	7.12	

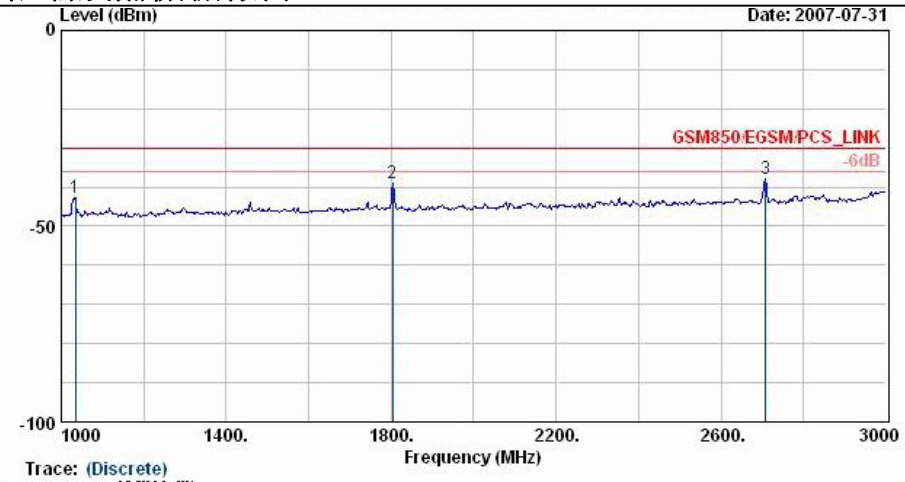

Trace: (Discrete)

Site : 05CH02-HY
Condition : GSM850/EGSM/PCS_LINK
EUT : Neo 1973
Power : Real Battery
Model : TG 772401
Mode : GSM 900 Link Mode;Ch62

	Freq	Level	Over Limit	Limit Line	Read Level	Factor	Pol/Phase
	MHz	dBm	dB	dBm	dBm	dB	
1	1034.00	-42.73	-12.73	-30.00	-49.89	7.16	
2 @	1804.00	-39.14	-9.14	-30.00	-46.74	7.60	
3 @	2708.00	-37.88	-7.88	-30.00	-45.83	7.95	

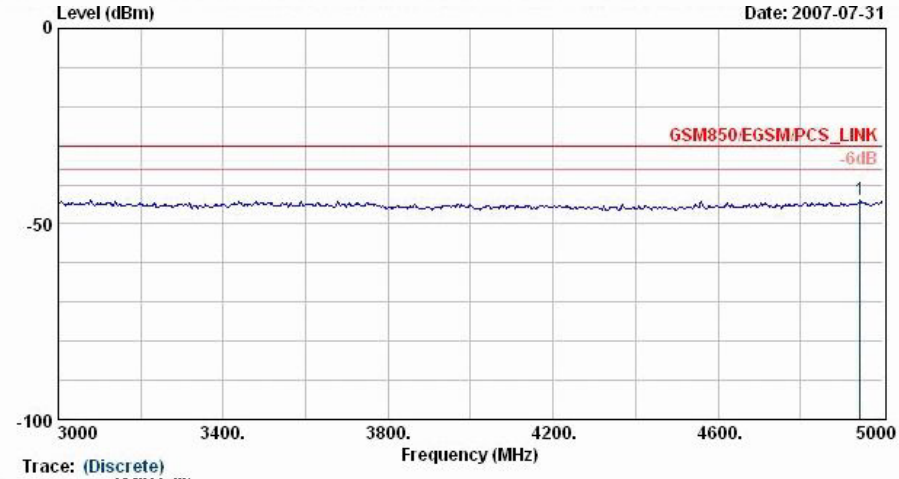

Trace: (Discrete)

Site : 05CH02-HY
Condition : GSM850/EGSM/PCS_LINK
EUT : Neo 1973
Power : Real Battery
Model : TG 772401
Mode : GSM 900 Link Mode;Ch62

	Freq	Level	Over Limit	Limit Line	Read Level	Factor	Pol/Phase
	MHz	dBm	dB	dBm	dBm	dB	
1	4944.00	-43.72	-13.72	-30.00	-53.73	10.01	

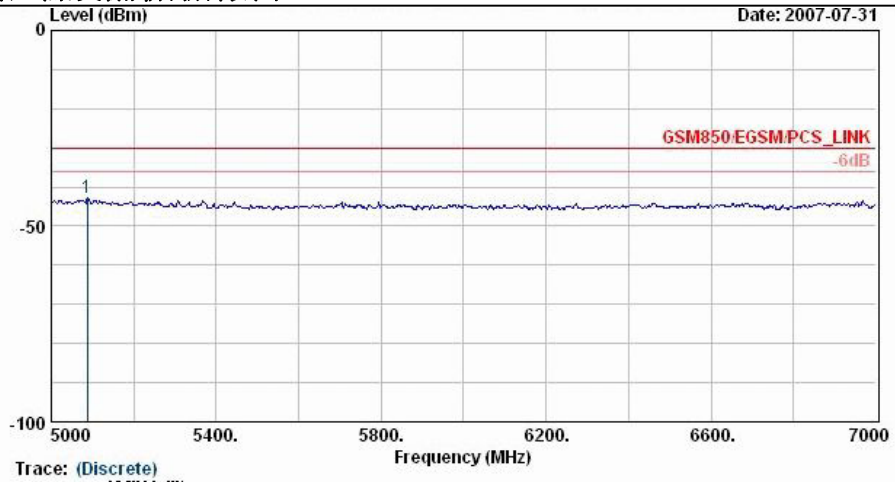

Trace: (Discrete)

Site : 05CH02-HY
Condition : GSM850/EGSM/PCS_LINK
EUT : Neo 1973
Power : Real Battery
Model : TG 772401
Mode : GSM 900 Link Mode;Ch62

	Freq	Level	Over Limit	Limit Line	Read Level	Factor	Pol/Phase
	MHz	dBm	dB	dBm	dBm	dB	
1	5088.00	-42.76	-12.76	-30.00	-52.79	10.03	

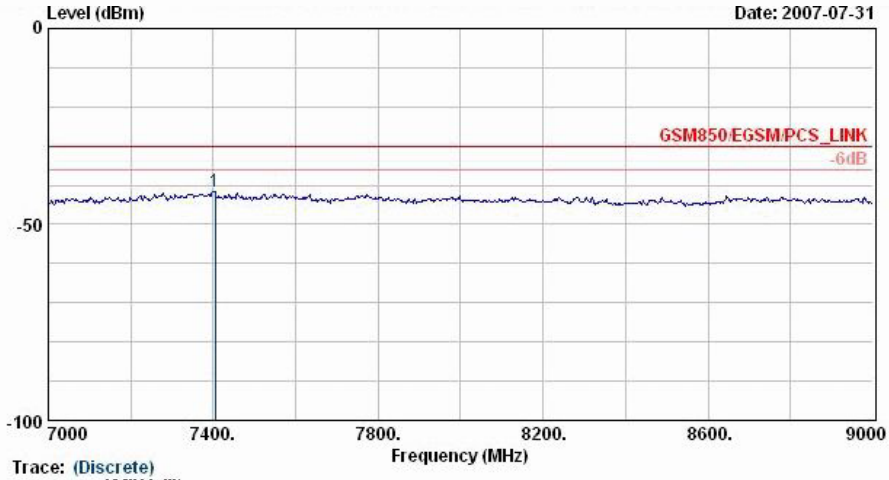

Trace: (Discrete)

Site : 05CH02-HY
Condition : GSM850/EGSM/PCS_LINK
EUT : Neo 1973
Power : Real Battery
Model : TG 772401
Mode : GSM 900 Link Mode;Ch62

	Freq	Level	Over Limit	Limit Line	Read Level	Factor	Pol/Phase
	MHz	dBm	dB	dBm	dBm	dB	
1	7404.00	-41.74	-11.74	-30.00	-51.32	9.58	

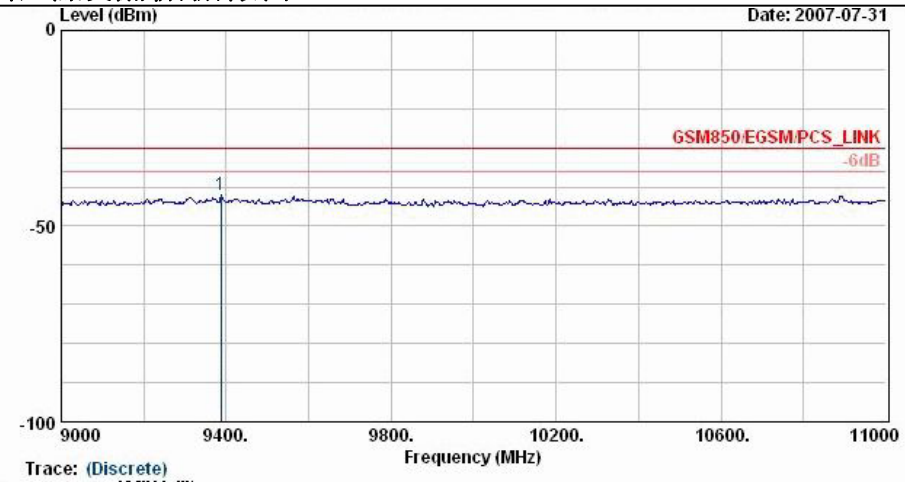

Trace: (Discrete)

Site : 05CH02-HY
Condition : GSM850/EGSM/PCS_LINK
EUT : Neo 1973
Power : Real Battery
Model : TG 772401
Mode : GSM 900 Link Mode;Ch62

	Freq	Level	Over Limit	Limit Line	Read Level	Factor	Pol/Phase
	MHz	dBm	dB	dBm	dBm	dB	
1	9388.00	-42.18	-12.18	-30.00	-52.36	10.18	

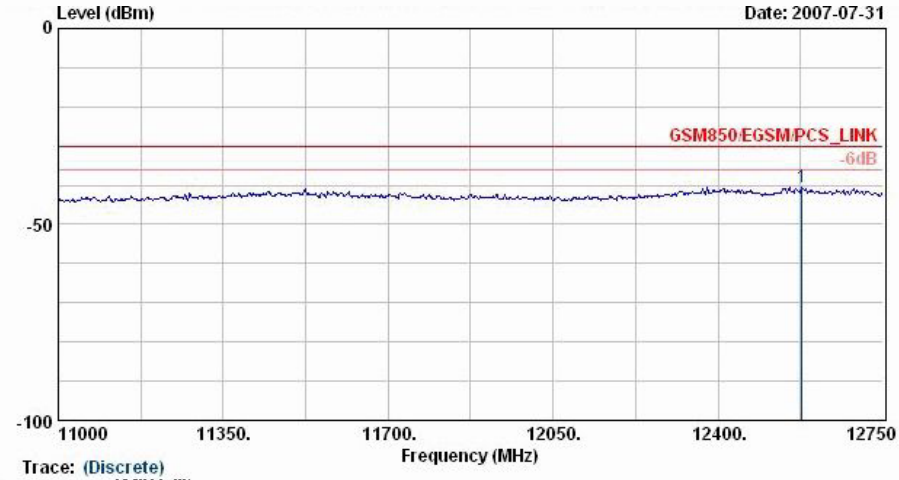

Trace: (Discrete)

Site : 05CH02-HY
Condition : GSM850/EGSM/PCS_LINK
EUT : Neo 1973
Power : Real Battery
Model : TG 772401
Mode : GSM 900 Link Mode;Ch62

	Freq	Level	Over Limit	Limit Line	Read Level	Factor	Pol/Phase
	MHz	dBm	dB	dBm	dBm	dB	
1 @	12578.50	-40.51	-10.51	-30.00	-52.23	11.72	

5.6. GSM 900 混附波輻射空閒狀態

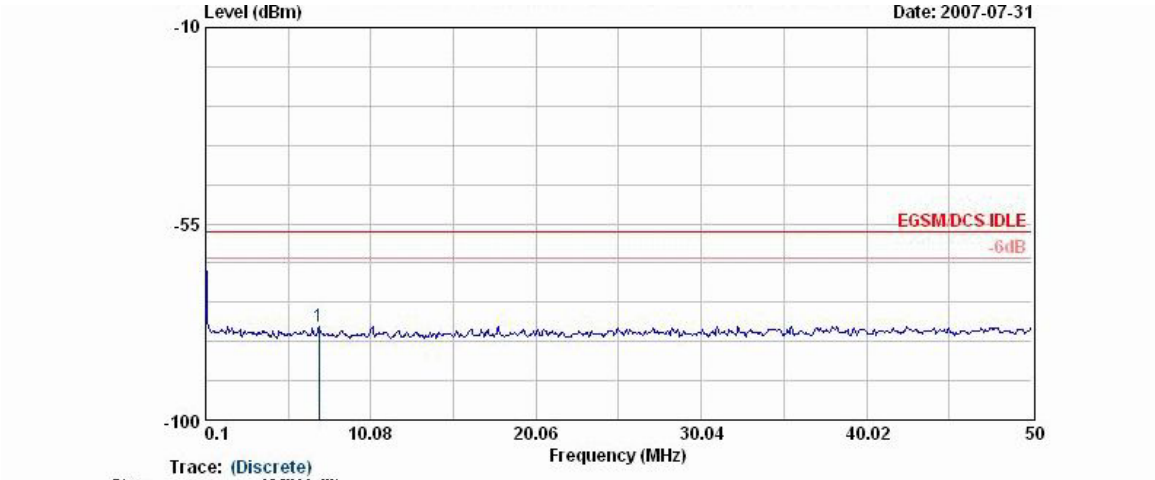

Trace: (Discrete)

Site : 05CH02-HY
Condition : EGSM/DCS IDLE
EUT : Neo 1973
Power : Real Battery
Model : TG 772401
Mode : GSM 900 Idle Mode;Ch62

	Freq	Level	Over Limit	Limit Line	Read Level	Factor	Pol/Phase
	MHz	dBm	dB	dBm	dBm	dB	
1	6.94	-78.46	-21.46	-57.00	-84.62	6.16	

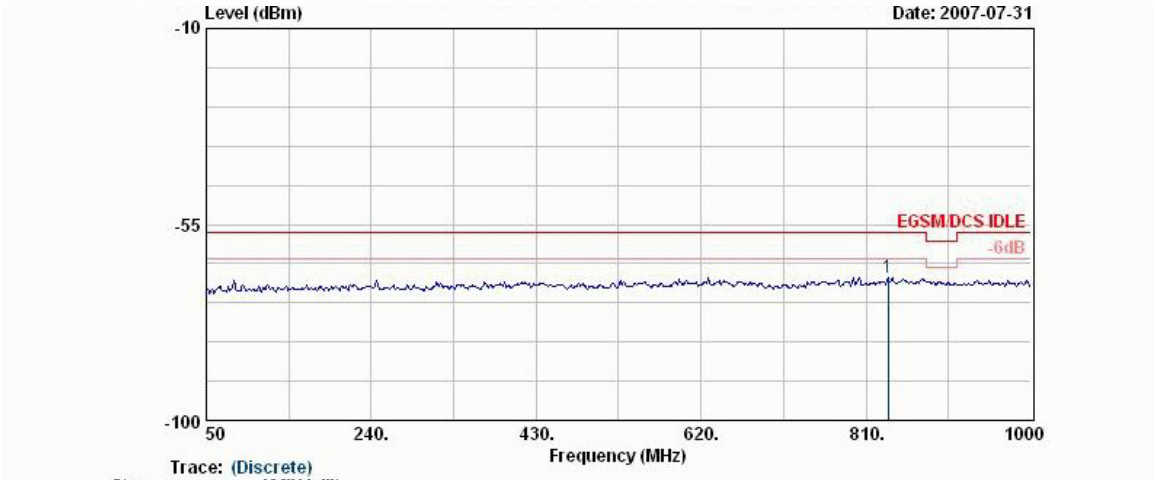

Trace: (Discrete)

Site : 05CH02-HY
Condition : EGSM/DCS IDLE
EUT : Neo 1973
Power : Real Battery
Model : TG 772401
Mode : GSM 900 Idle Mode;Ch62

	Freq	Level	Over Limit	Limit Line	Read Level	Factor	Pol/Phase
	MHz	dBm	dB	dBm	dBm	dB	
1 @	835.65	-67.12	-10.12	-57.00	-74.16	7.04	

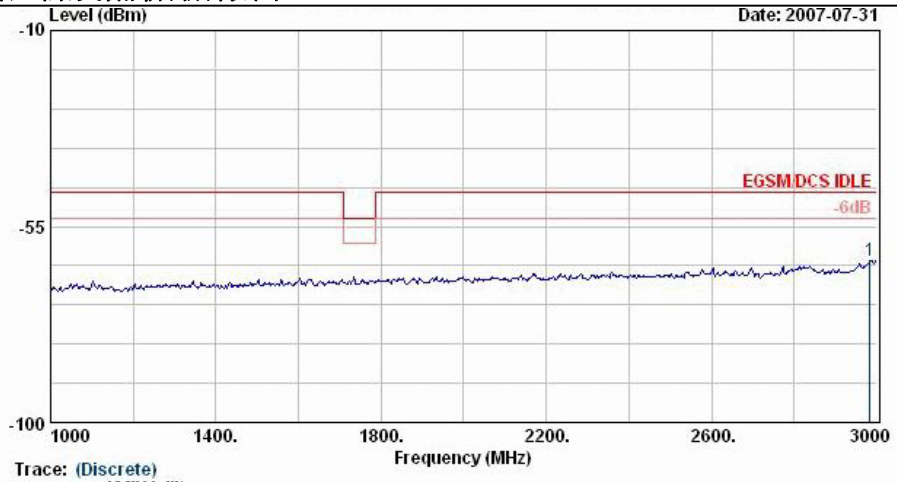

Trace: (Discrete)

Site : 05CH02-HY
Condition : EGSM/DCS IDLE
EUT : Neo 1973
Power : Real Battery
Model : TG 772401
Mode : GSM 900 Idle Mode;Ch62

	Freq	Level	Over Limit	Limit Line	Read Level	Factor	Pol/Phase
	MHz	dBm	dB	dBm	dBm	dB	
1	2984.00	-62.75	-15.75	-47.00	-70.74	7.99	

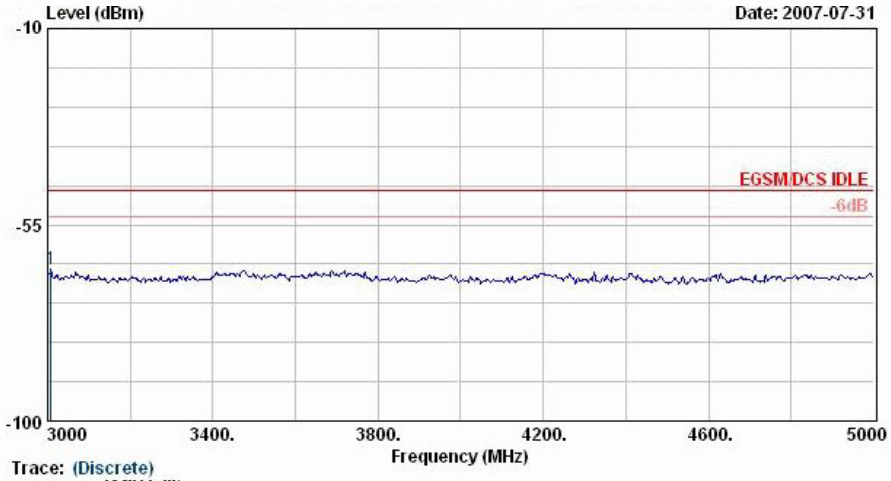

Trace: (Discrete)

Site : 05CH02-HY
Condition : EGSM/DCS IDLE
EUT : Neo 1973
Power : Real Battery
Model : TG 772401
Mode : GSM 900 Idle Mode;Ch62

	Freq	Level	Over Limit	Limit Line	Read Level	Factor	Pol/Phase
	MHz	dBm	dB	dBm	dBm	dB	
1	3008.00	-65.33	-18.33	-47.00	-73.32	7.99	

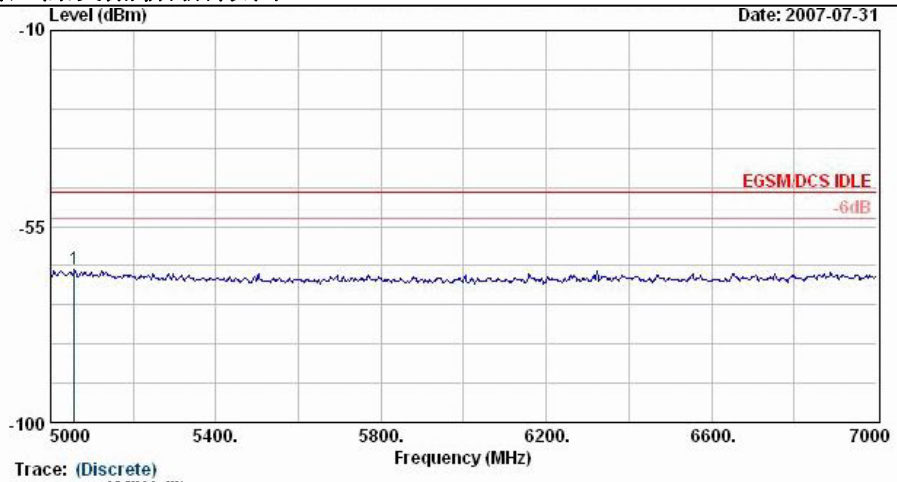

Trace: (Discrete)

Site : 05CH02-HY
Condition : EGSM/DCS IDLE
EUT : Neo 1973
Power : Real Battery
Model : TG 772401
Mode : GSM 900 Idle Mode;Ch62

	Freq	Level	Over Limit	Limit Line	Read Level	Factor	Pol/Phase
	MHz	dBm	dB	dBm	dBm	dB	
1	5058.00	-64.72	-17.72	-47.00	-74.81	10.09	

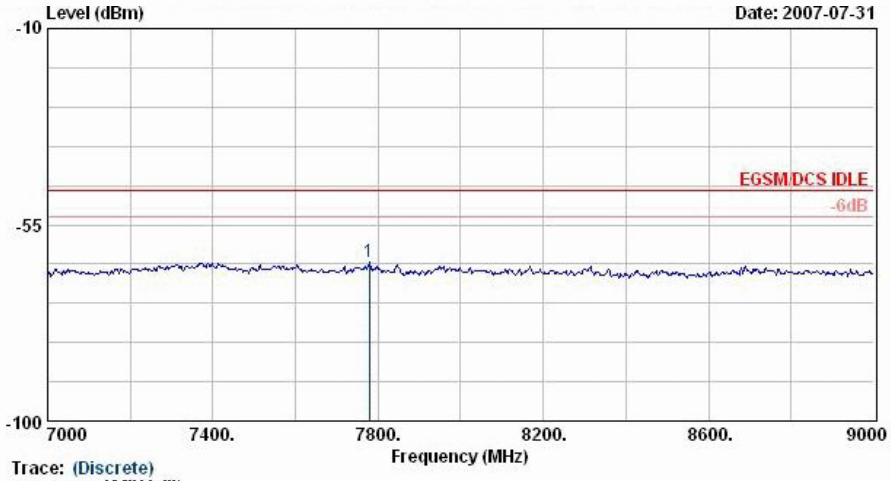

Trace: (Discrete)

Site : 05CH02-HY
Condition : EGSM/DCS IDLE
EUT : Neo 1973
Power : Real Battery
Model : TG 772401
Mode : GSM 900 Idle Mode;Ch62

	Freq	Level	Over Limit	Limit Line	Read Level	Factor	Pol/Phase
	MHz	dBm	dB	dBm	dBm	dB	
1	7778.00	-63.70	-16.70	-47.00	-73.26	9.56	

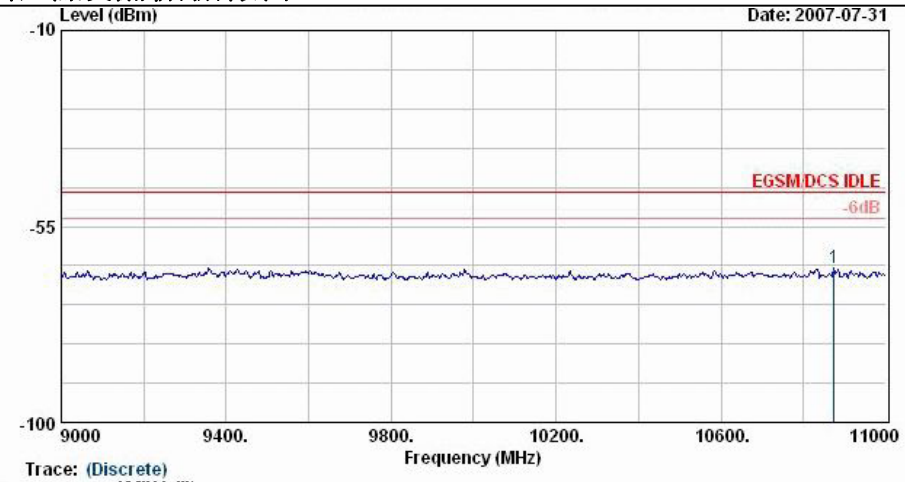

Trace: (Discrete)

Site : 05CH02-HY
Condition : EGSM/DCS IDLE
EUT : Neo 1973
Power : Real Battery
Model : TG 772401
Mode : GSM 900 Idle Mode;Ch62

	Freq	Level	Over Limit	Limit Line	Read Level	Factor	Pol/Phase
	MHz	dBm	dB	dBm	dBm	dB	
1	10874.00	-64.59	-17.59	-47.00	-74.84	10.25	

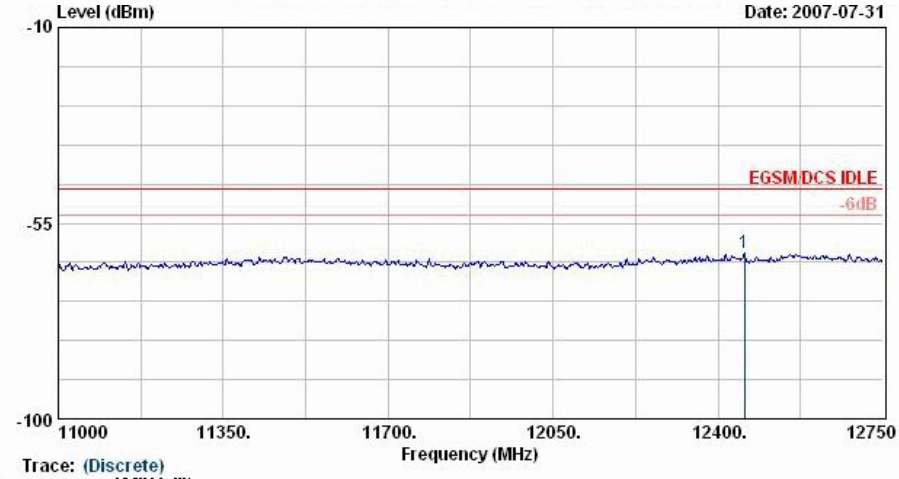

Trace: (Discrete)

Site : 05CH02-HY
Condition : EGSM/DCS IDLE
EUT : Neo 1973
Power : Real Battery
Model : TG 772401
Mode : GSM 900 Idle Mode;Ch62

	Freq	Level	Over Limit	Limit Line	Read Level	Factor	Pol/Phase
	MHz	dBm	dB	dBm	dBm	dB	
1 @	12456.00	-61.74	-14.74	-47.00	-73.51	11.78	

5.7. DCS 1800 叢訊功率時間關係圖

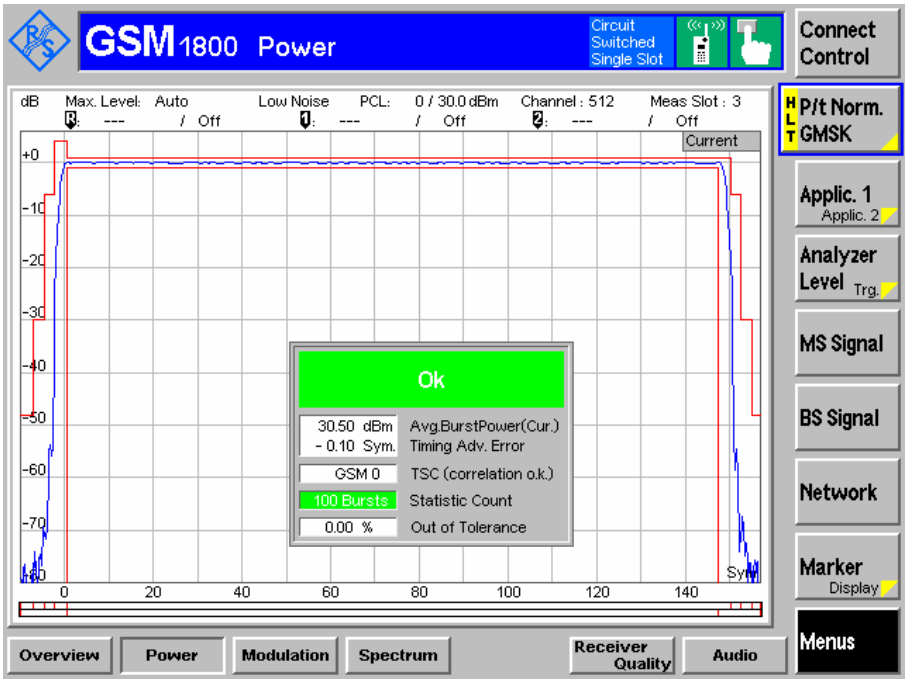

圖一 低頻道叢訊功率時間關係圖

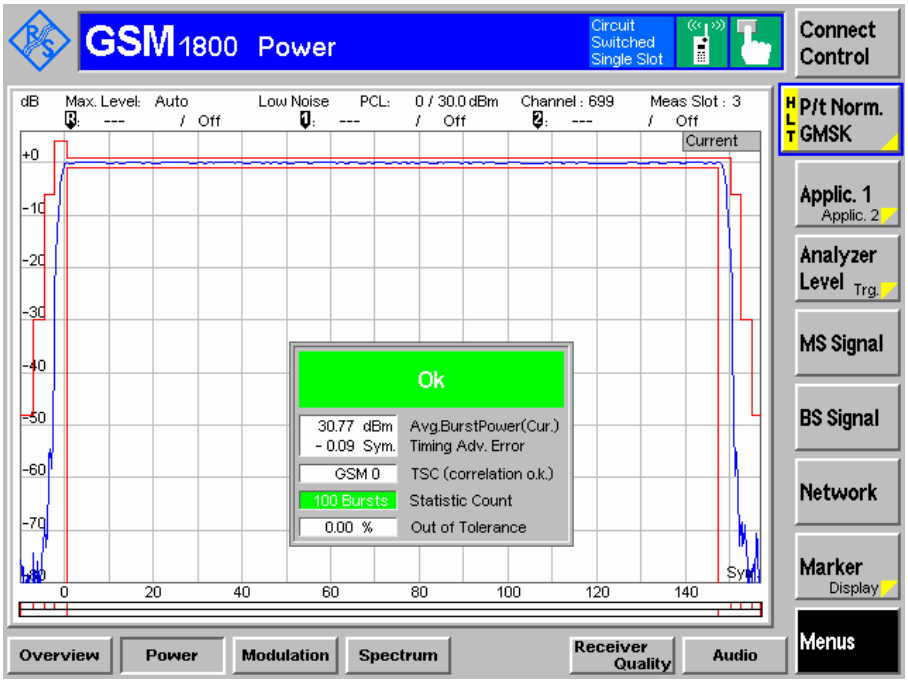

圖二 中間頻道叢訊功率時間關係圖

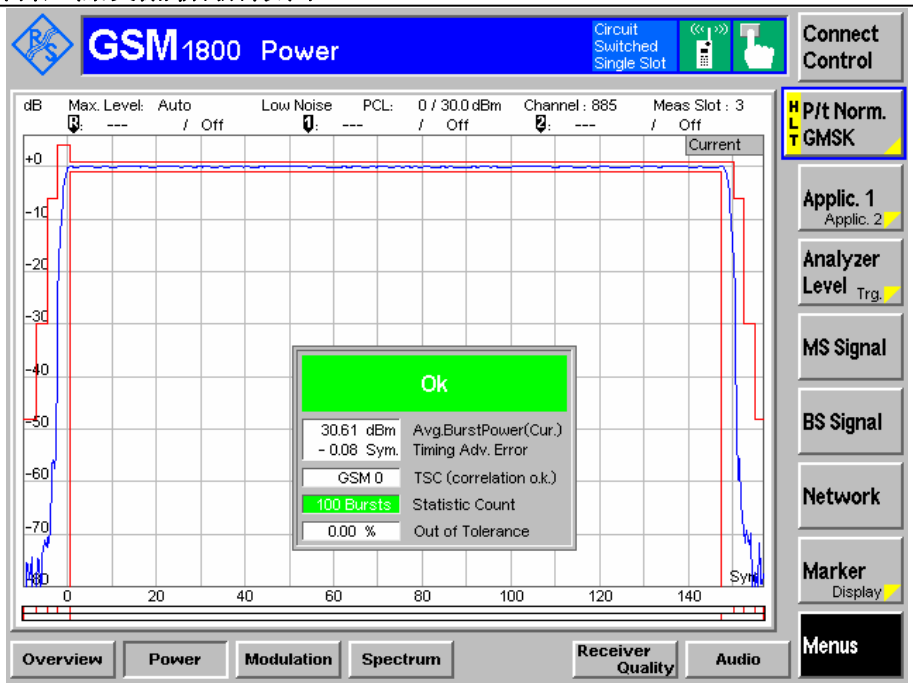

圖三 高頻道叢訊功率時間關係圖

5.8. DCS 1800 發射機頻率誤差

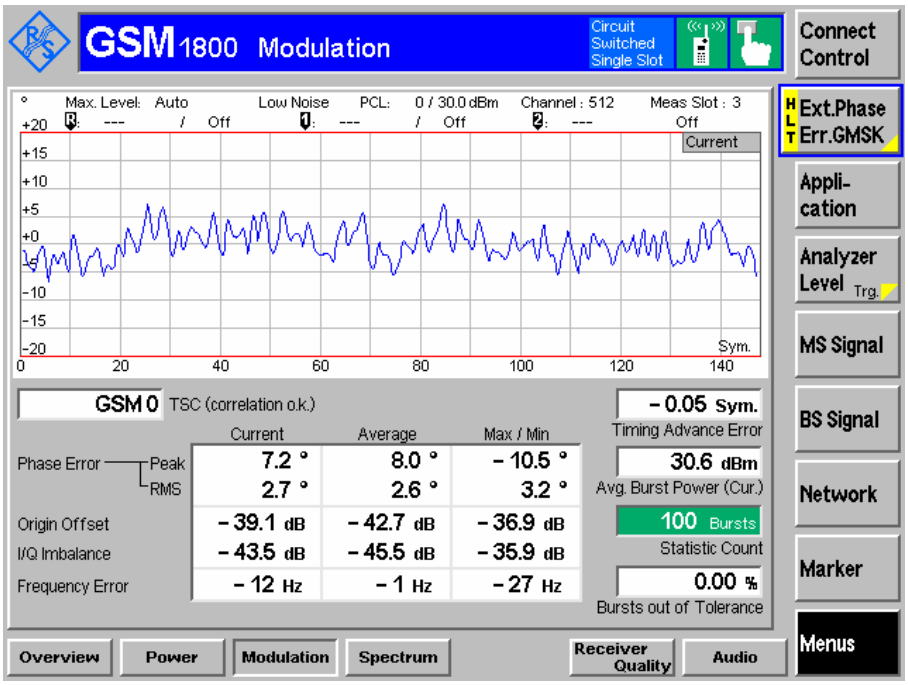

圖一 低頻道頻率誤差

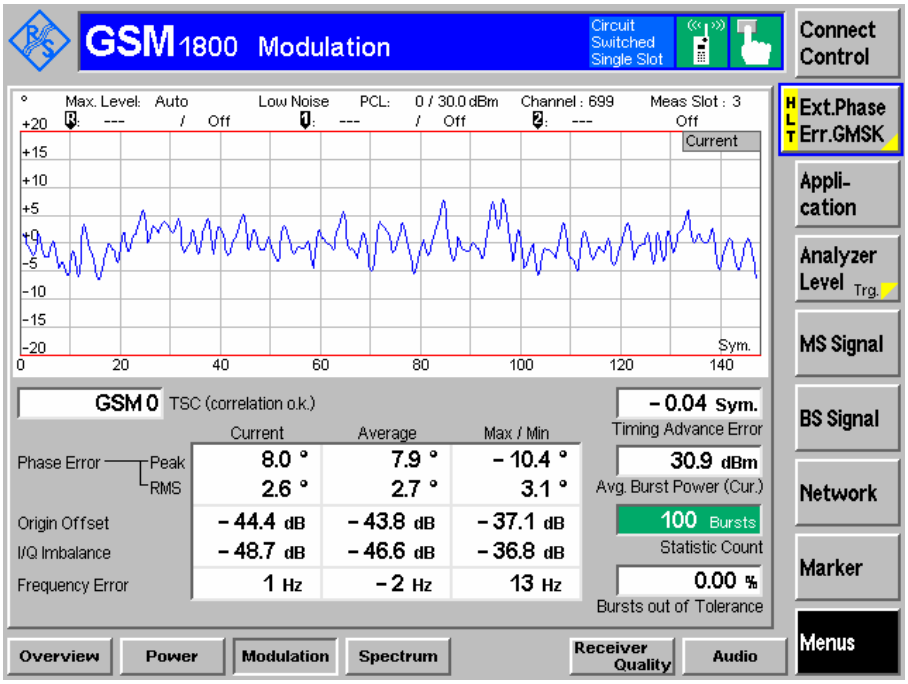

圖二 中間頻道頻率誤差

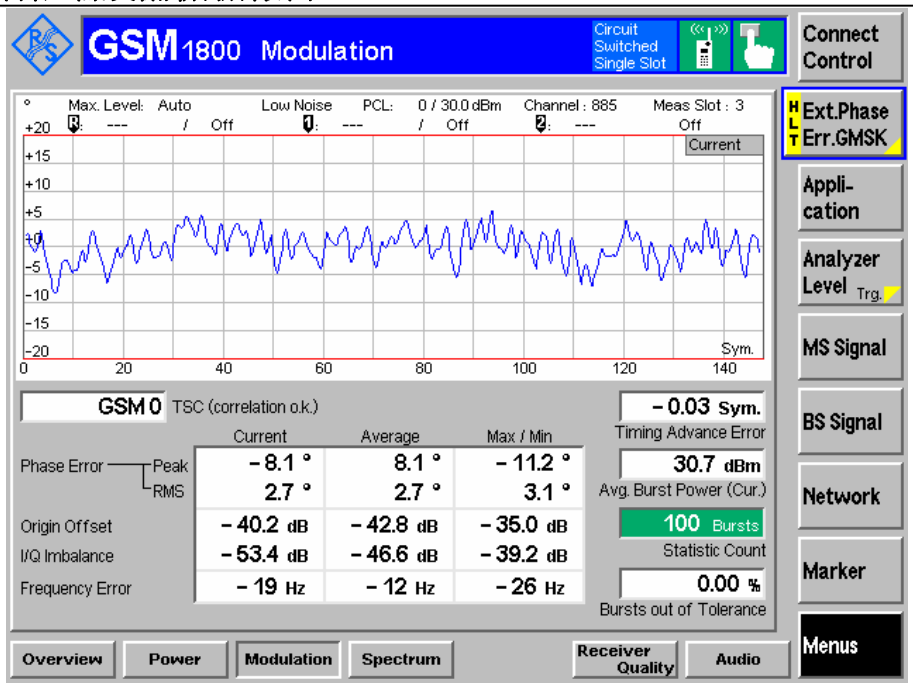
GSM1800 Modulation
Circuit Switched Single Slot
Connect Control
Ext.Phase Err.GMSK
Appli-cation
Analyzer Level
MS Signal
BS Signal
Network
Marker
Menus
Max. Level: Auto
Low Noise
PCL: 0 / 30.0 dBm
Channel : 885
Meas Slot : 3
Current
Sym.
GSM 0
TSC (correlation o.k.)
Current
Average
Max / Min
Phase Error
Peak
RMS
-8.1 °
8.1 °
-11.2 °
2.7 °
2.7 °
3.1 °
Origin Offset
-40.2 dB
-42.8 dB
-35.0 dB
I/Q Imbalance
-53.4 dB
-46.6 dB
-39.2 dB
Frequency Error
-19 Hz
-12 Hz
-26 Hz
-0.03 Sym.
Timing Advance Error
30.7 dBm
Avg. Burst Power (Cur.)
100 Bursts
Statistic Count
0.00 %
Bursts out of Tolerance
Overview
Power
Modulation
Spectrum
Receiver Quality
Audio

圖三 高頻道頻率誤差

5.9. DCS1800 發射射頻頻譜(載波頻率在 100~1800kHz 以內)

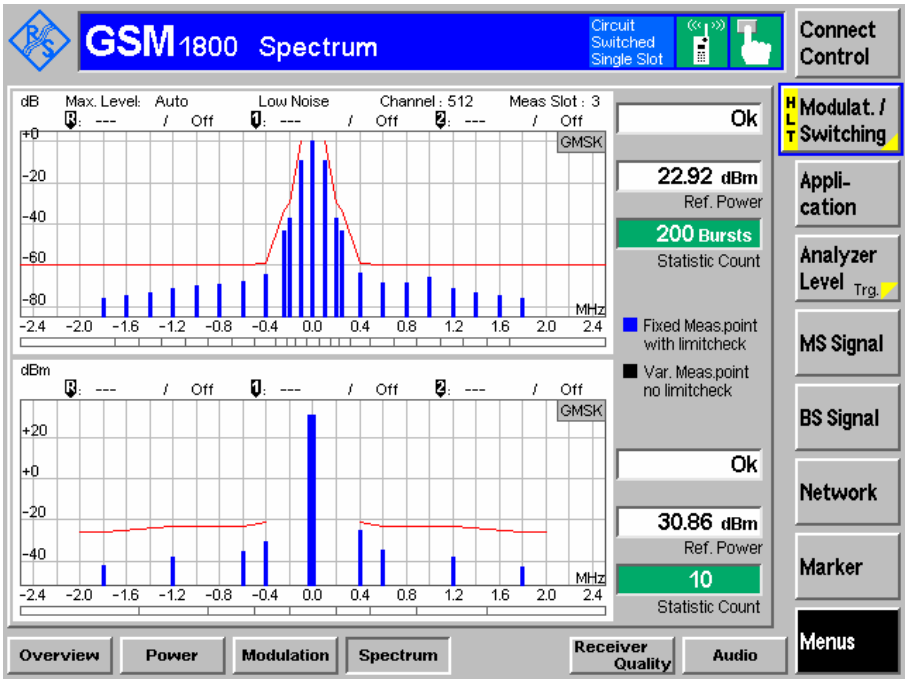

圖一 低頻道發射射頻頻譜

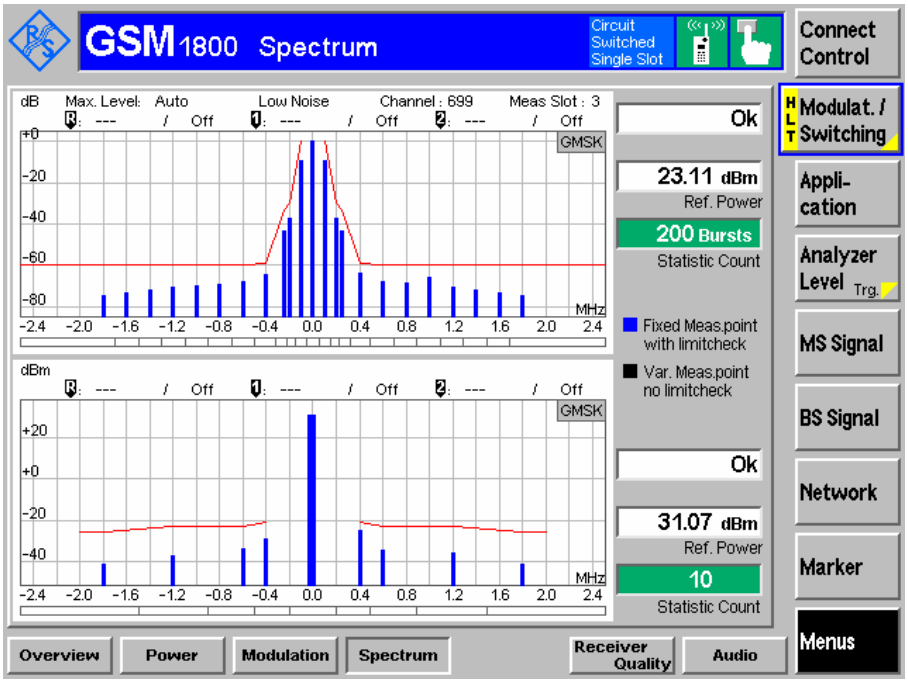

圖二 中間頻道發射射頻頻譜

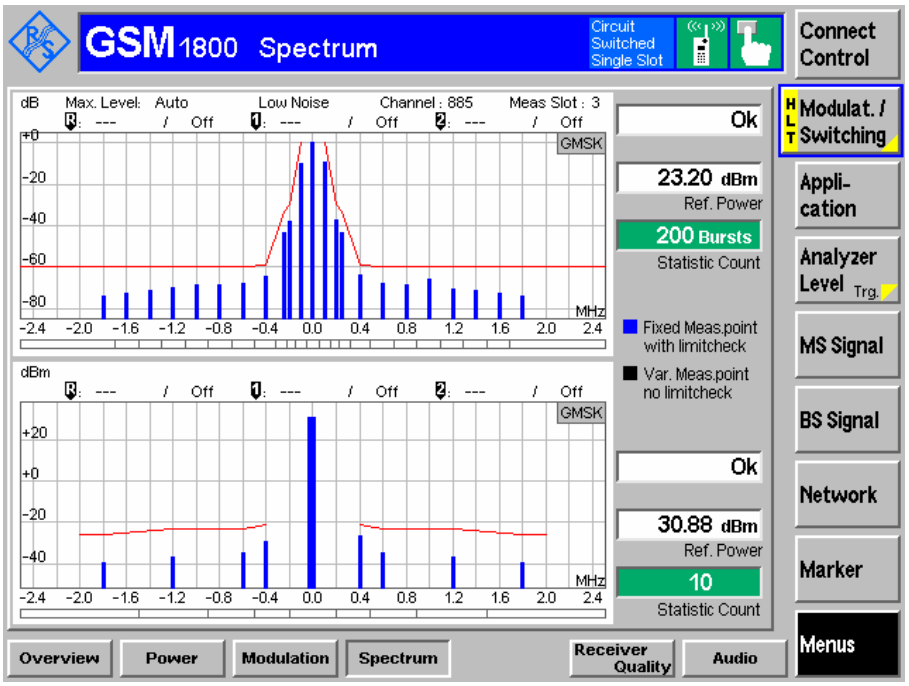

圖三 高頻道發射射頻頻譜

5.10. DCS1800 發射射頻頻譜(載波頻率在 100~1800kHz 以外)

DCS 1800						
測試頻道	載波峰值	量測頻段		最大值	與載波差值	限制值
512	22.92	-1.8MHz	1708.4	-49.59 dBm	-72.51 dB	-65 dB
		1.8MHz	1712.0	-49.39 dBm	-72.31 dB	-65 dB
		-3.0MHz	1707.2	-57.25 dBm	-80.17 dB	-65 dB
		3.0MHz	1713.2	-56.84 dBm	-79.76 dB	-65 dB
		-6.0MHz	1704.2	-62.91 dBm	-85.83 dB	-73 dB
		6.0MHz	1716.2	-62.53 dBm	-85.45 dB	-73 dB
699	23.11	-1.8MHz	1745.8	-49.33 dBm	-72.44 dB	-65 dB
		1.8MHz	1749.4	-42.21 dBm	-65.32 dB	-65 dB
		-3.0MHz	1744.6	-55.98 dBm	-79.09 dB	-65 dB
		3.0MHz	1750.6	-56.79 dBm	-79.90 dB	-65 dB
		-6.0MHz	1741.6	-62.86 dBm	-85.97 dB	-73 dB
		6.0MHz	1753.6	-62.49 dBm	-85.60 dB	-73 dB
885	23.20	-1.8MHz	1783.0	-48.75 dBm	-71.95 dB	-65 dB
		1.8MHz	1786.6	-48.91 dBm	-72.11 dB	-65 dB
		-3.0MHz	1781.8	-56.45 dBm	-79.65 dB	-65 dB
		3.0MHz	1787.8	-56.30 dBm	-79.50 dB	-65 dB
		-6.0MHz	1778.8	-62.47 dBm	-85.67 dB	-73 dB
		6.0MHz	1790.8	-62.84 dBm	-86.04 dB	-73 dB

5.11. DCS1800 混附波輻射連線狀態

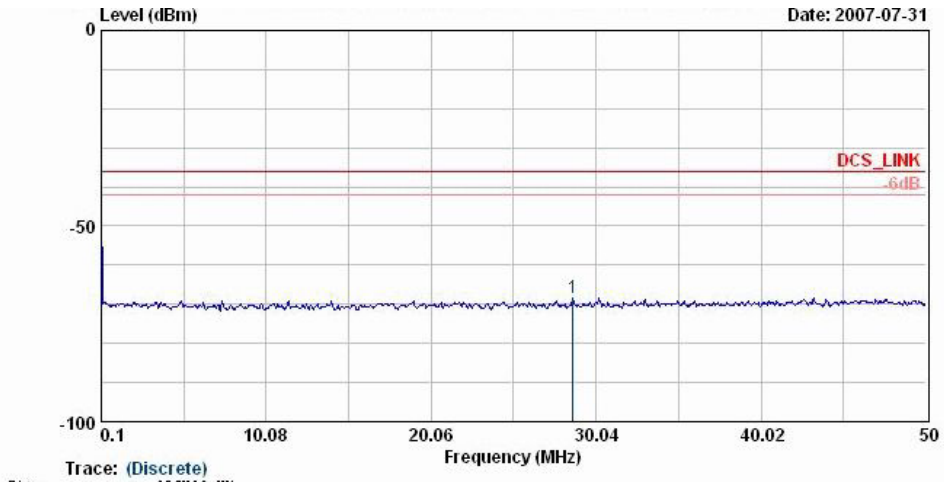

Trace: (Discrete)

Site : 05CH02-HY
Condition : DCS_LINK
EUT : NEO 1973
Power : Real Battery
Model : TG 772401
Mode : DCS 1800 Link Mode CH699

	Freq	Level	Over Limit	Limit Line	Read Level	Factor	Pol/Phase
	MHz	dBm	dB	dBm	dBm	dB	
1	28.64	-68.42	-32.42	-36.00	-74.86	6.44	

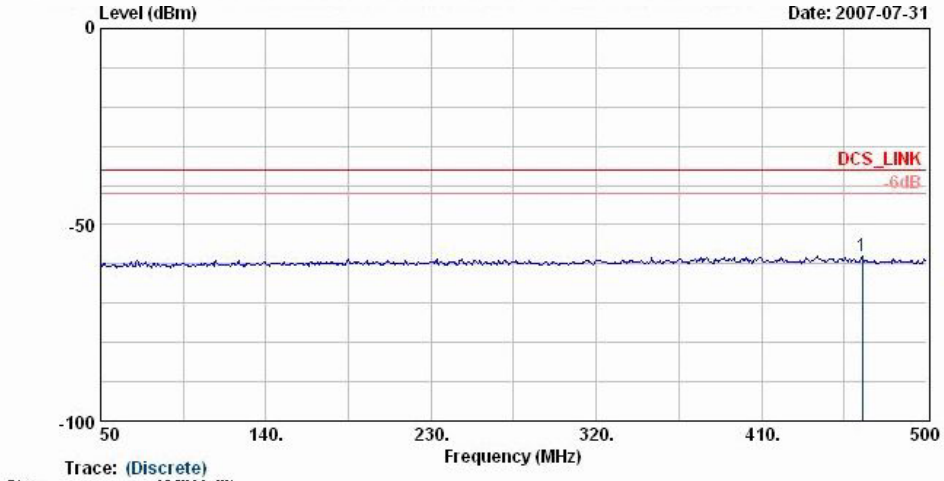

Trace: (Discrete)

Site : 05CH02-HY
Condition : DCS_LINK
EUT : NEO 1973
Power : Real Battery
Model : TG 772401
Mode : DCS 1800 Link Mode CH699

	Freq	Level	Over Limit	Limit Line	Read Level	Factor	Pol/Phase
	MHz	dBm	dB	dBm	dBm	dB	
1	464.90	-57.98	-21.98	-36.00	-64.78	6.80	

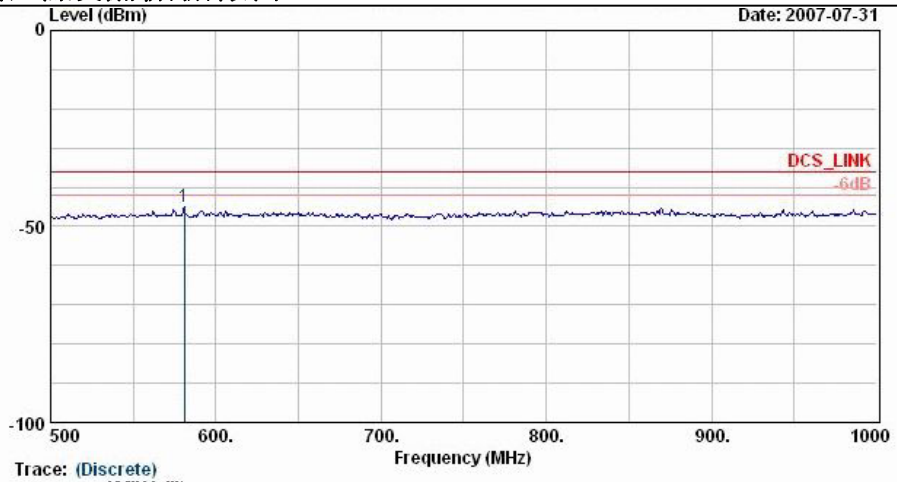

Trace: (Discrete)

Site : 05CH02-HY
Condition : DCS_LINK
EUT : NEO 1973
Power : Real Battery
Model : TG 772401
Mode : DCS 1800 Link Mode CH699

	Freq	Level	Over Limit	Limit Line	Read Level	Factor	Pol/Phase
	MHz	dBm	dB	dBm	dBm	dB	
1 @	581.00	-45.08	-9.08	-36.00	-51.90	6.82	

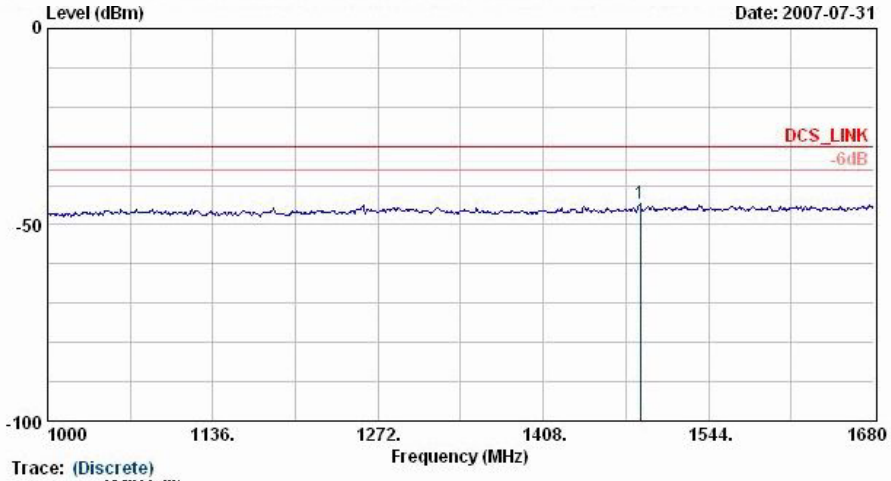

Trace: (Discrete)

Site : 05CH02-HY
Condition : DCS_LINK
EUT : NEO 1973
Power : Real Battery
Model : TG 772401
Mode : DCS 1800 Link Mode CH699

	Freq	Level	Over Limit	Limit Line	Read Level	Factor	Pol/Phase
	MHz	dBm	dB	dBm	dBm	dB	
1	1487.56	-44.64	-14.64	-30.00	-52.01	7.37	

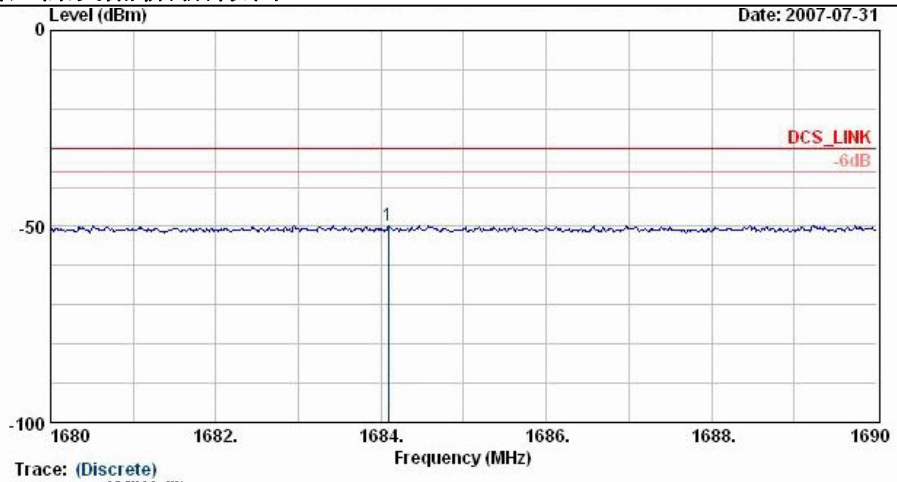

Trace: (Discrete)

Site : 05CH02-HY
Condition : DCS_LINK
EUT : NEO 1973
Power : Real Battery
Model : TG 772401
Mode : DCS 1800 Link Mode CH699

	Freq	Level	Over Limit	Limit Line	Read Level	Factor	Pol/Phase
	MHz	dBm	dB	dBm	dBm	dB	
1	1684.09	-49.67	-19.67	-30.00	-57.18	7.51	

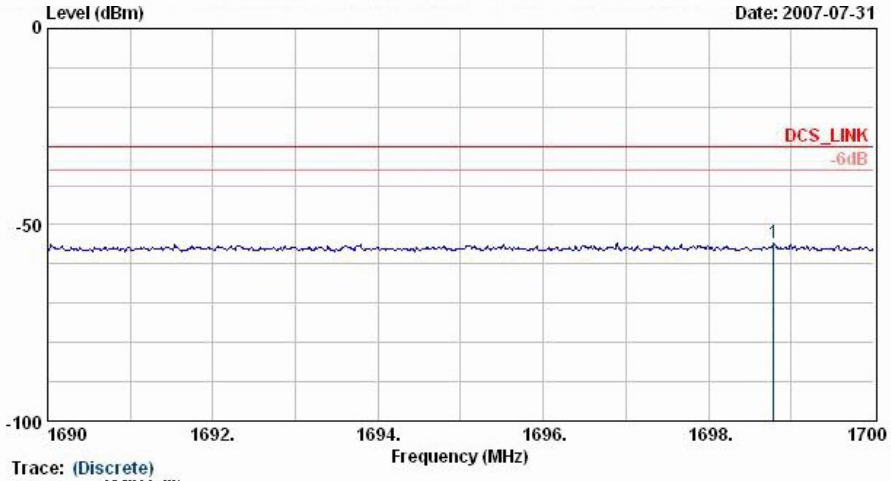

Trace: (Discrete)

Site : 05CH02-HY
Condition : DCS_LINK
EUT : NEO 1973
Power : Real Battery
Model : TG 772401
Mode : DCS 1800 Link Mode CH699

	Freq	Level	Over Limit	Limit Line	Read Level	Factor	Pol/Phase
	MHz	dBm	dB	dBm	dBm	dB	
1	1698.79	-54.51	-24.51	-30.00	-62.03	7.52	

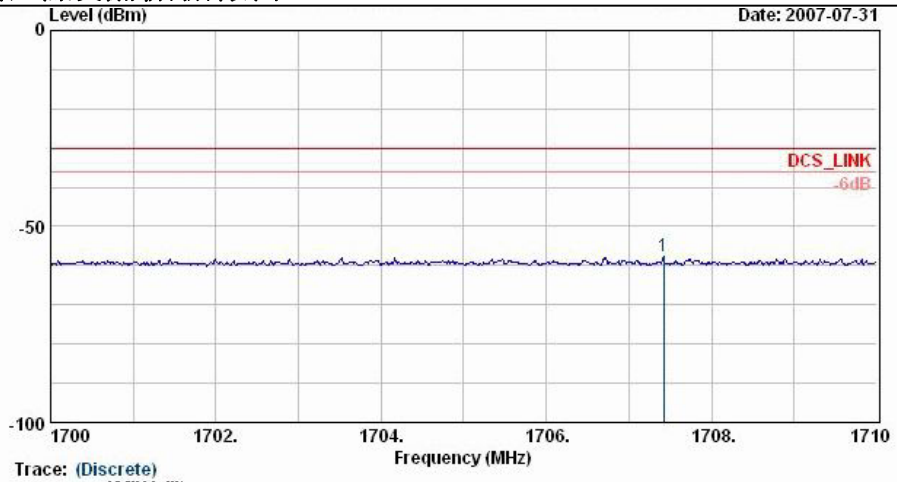

Trace: (Discrete)

Site : 05CH02-HY
Condition : DCS_LINK
EUT : NEO 1973
Power : Real Battery
Model : TG 772401
Mode : DCS 1800 Link Mode CH699

	Freq	Level	Over Limit	Limit Line	Read Level	Factor	Pol/Phase
	MHz	dBm	dB	dBm	dBm	dB	
1	1707.42	-57.77	-27.77	-30.00	-65.29	7.52	

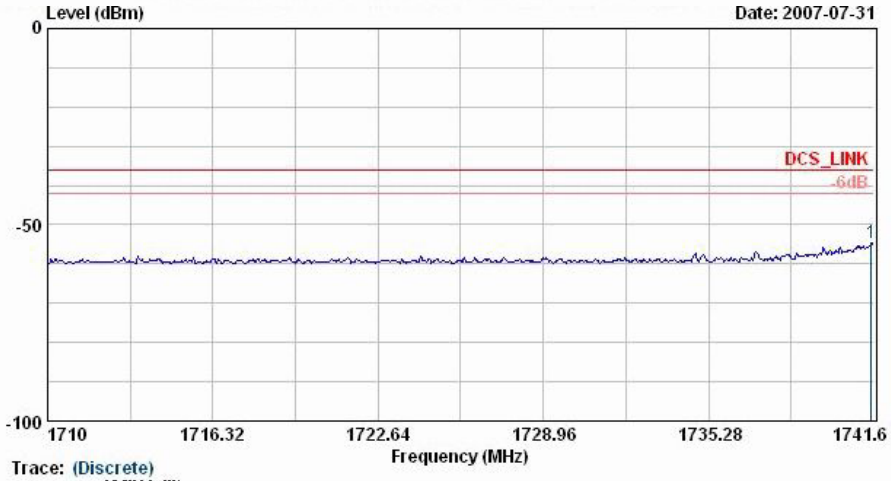

Trace: (Discrete)

Site : 05CH02-HY
Condition : DCS_LINK
EUT : NEO 1973
Power : Real Battery
Model : TG 772401
Mode : DCS 1800 Link Mode CH699

	Freq	Level	Over Limit	Limit Line	Read Level	Factor	Pol/Phase
	MHz	dBm	dB	dBm	dBm	dB	
1	1741.51	-54.74	-18.74	-36.00	-62.29	7.55	

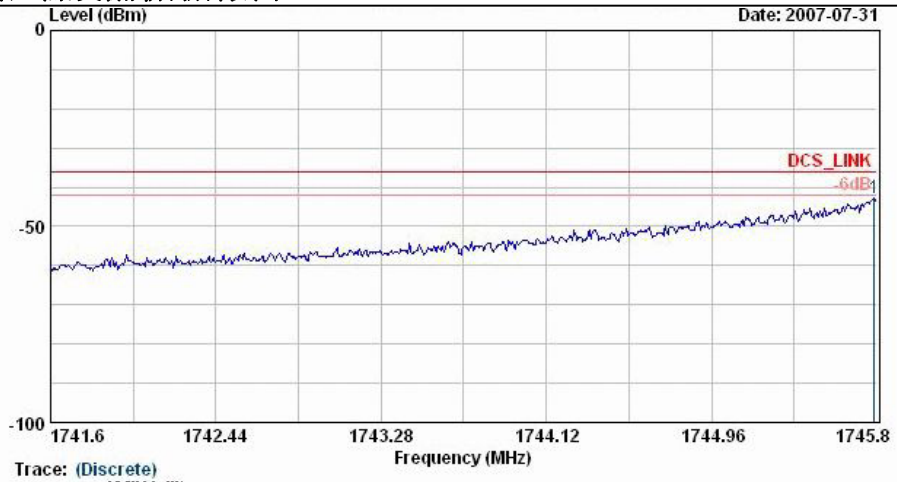

Trace: (Discrete)

Site : 05CH02-HY
Condition : DCS_LINK
EUT : NEO 1973
Power : Real Battery
Model : TG 772401
Mode : DCS 1800 Link Mode CH699

	Freq	Level	Over Limit	Limit Line	Read Level	Factor	Pol/Phase
	MHz	dBm	dB	dBm	dBm	dB	
1 @	1745.79	-42.92	-6.92	-36.00	-50.47	7.55	

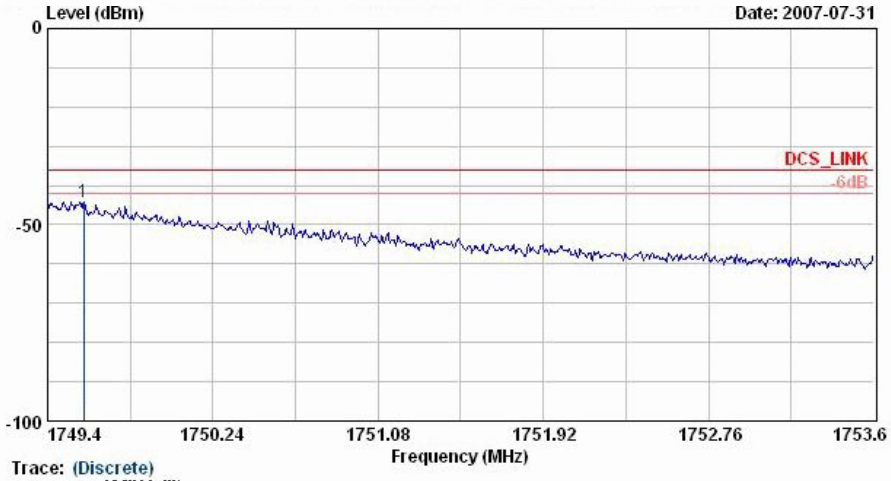

Trace: (Discrete)

Site : 05CH02-HY
Condition : DCS_LINK
EUT : NEO 1973
Power : Real Battery
Model : TG 772401
Mode : DCS 1800 Link Mode CH699

	Freq	Level	Over Limit	Limit Line	Read Level	Factor	Pol/Phase
	MHz	dBm	dB	dBm	dBm	dB	
1 @	1749.59	-44.11	-8.11	-36.00	-51.67	7.56	

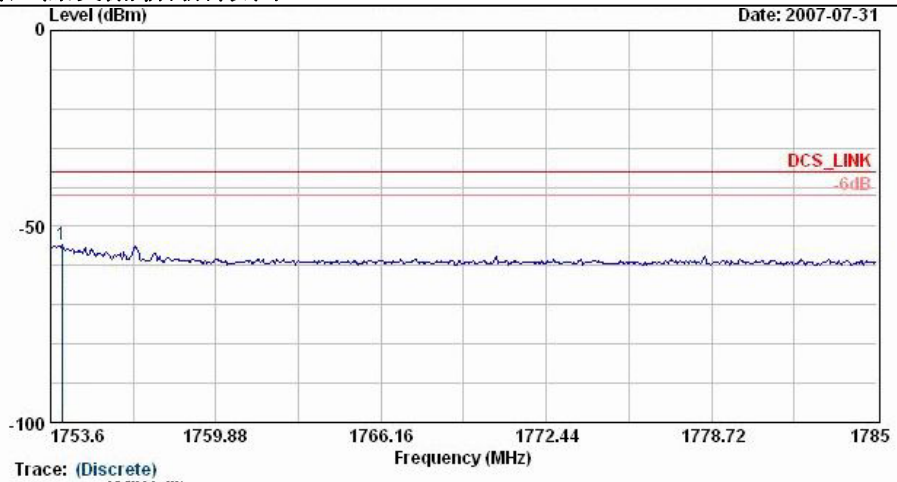

Trace: (Discrete)

Site : 05CH02-HY
Condition : DCS_LINK
EUT : NEO 1973
Power : Real Battery
Model : TG 772401
Mode : DCS 1800 Link Mode CH699

	Freq	Level	Over Limit	Limit Line	Read Level	Factor	Pol/Phase
	MHz	dBm	dB	dBm	dBm	dB	
1	1754.04	-54.77	-18.77	-36.00	-62.33	7.56	

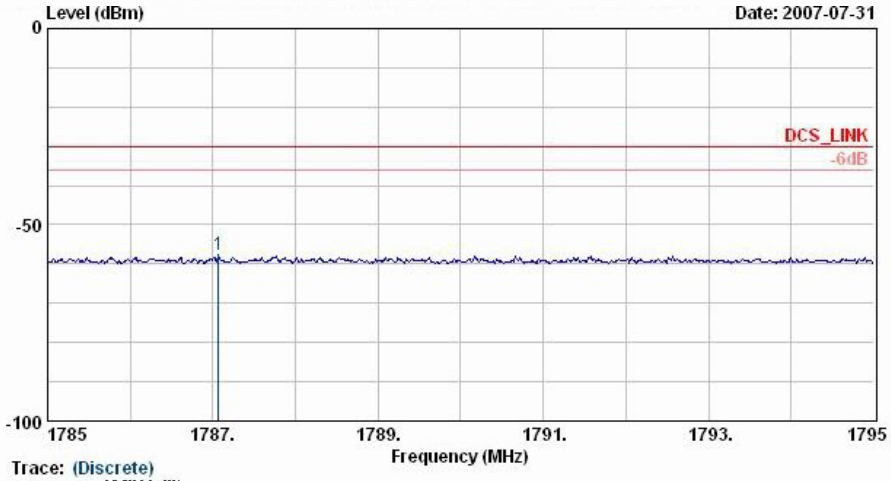

Trace: (Discrete)

Site : 05CH02-HY
Condition : DCS_LINK
EUT : NEO 1973
Power : Real Battery
Model : TG 772401
Mode : DCS 1800 Link Mode CH699

	Freq	Level	Over Limit	Limit Line	Read Level	Factor	Pol/Phase
	MHz	dBm	dB	dBm	dBm	dB	
1	1787.07	-57.76	-27.76	-30.00	-65.34	7.58	

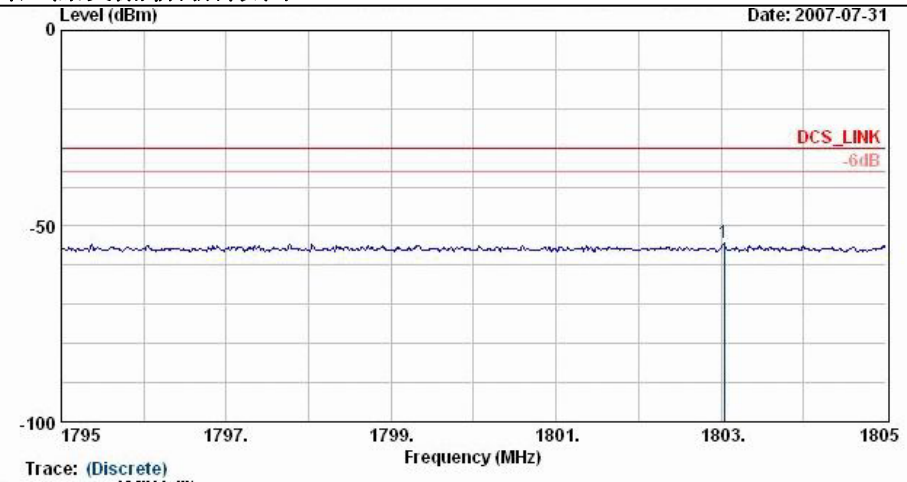

Trace: (Discrete)

Site : 05CH02-HY
Condition : DCS_LINK
EUT : NEO 1973
Power : Real Battery
Model : TG 772401
Mode : DCS 1800 Link Mode CH699

	Freq	Level	Over Limit	Limit Line	Read Level	Factor	Pol/Phase
	MHz	dBm	dB	dBm	dBm	dB	
1	1803.04	-54.29	-24.29	-30.00	-61.89	7.60	

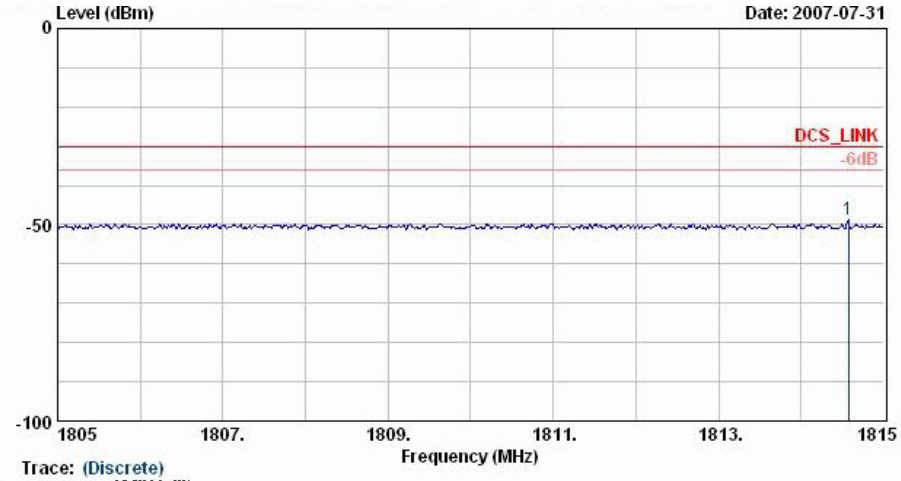

Trace: (Discrete)

Site : 05CH02-HY
Condition : DCS_LINK
EUT : NEO 1973
Power : Real Battery
Model : TG 772401
Mode : DCS 1800 Link Mode CH699

	Freq	Level	Over Limit	Limit Line	Read Level	Factor	Pol/Phase
	MHz	dBm	dB	dBm	dBm	dB	
1	1814.57	-48.61	-18.61	-30.00	-56.23	7.61	

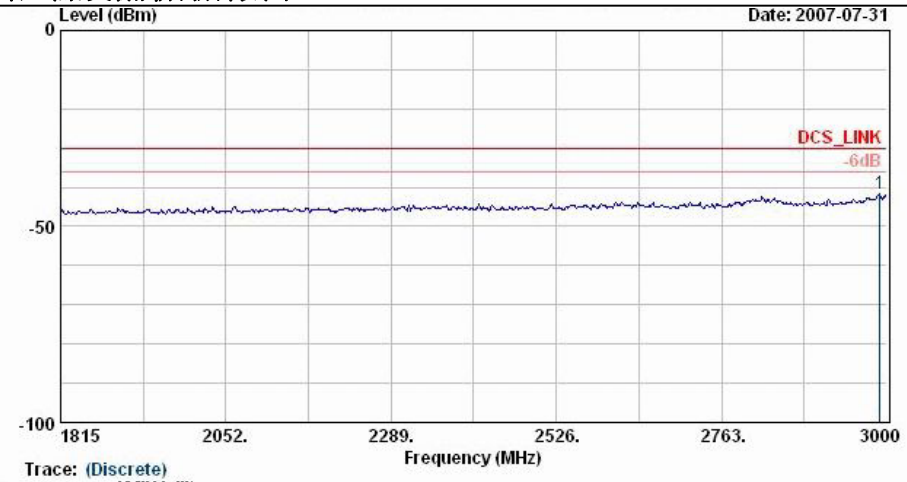

Trace: (Discrete)

Site : 05CH02-HY
Condition : DCS_LINK
EUT : NEO 1973
Power : Real Battery
Model : TG 772401
Mode : DCS 1800 Link Mode CH699

	Freq	Level	Over Limit	Limit Line	Read Level	Factor	Pol/Phase
	MHz	dBm	dB	dBm	dBm	dB	
1	2990.52	-41.82	-11.82	-30.00	-49.81	7.99	

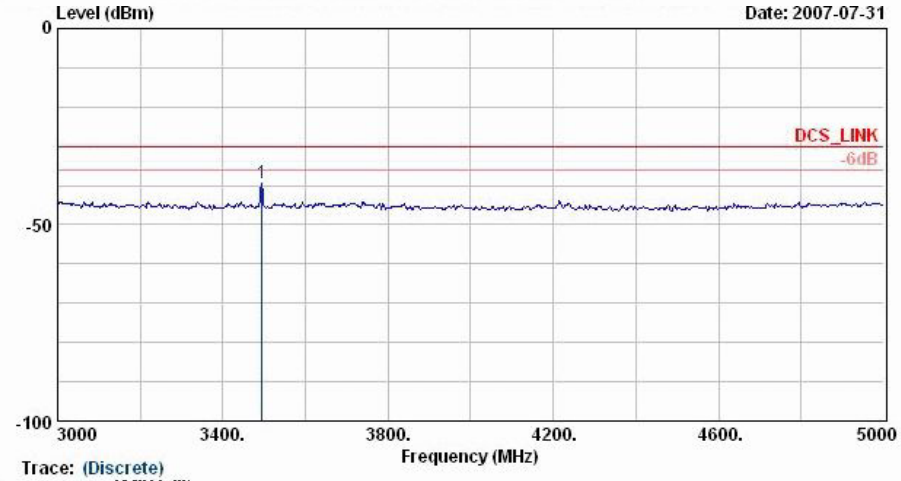

Trace: (Discrete)

Site : 05CH02-HY
Condition : DCS_LINK
EUT : NEO 1973
Power : Real Battery
Model : TG 772401
Mode : DCS 1800 Link Mode CH699

	Freq	Level	Over Limit	Limit Line	Read Level	Factor	Pol/Phase
	MHz	dBm	dB	dBm	dBm	dB	
1 @	3494.00	-39.40	-9.40	-30.00	-47.69	8.29	

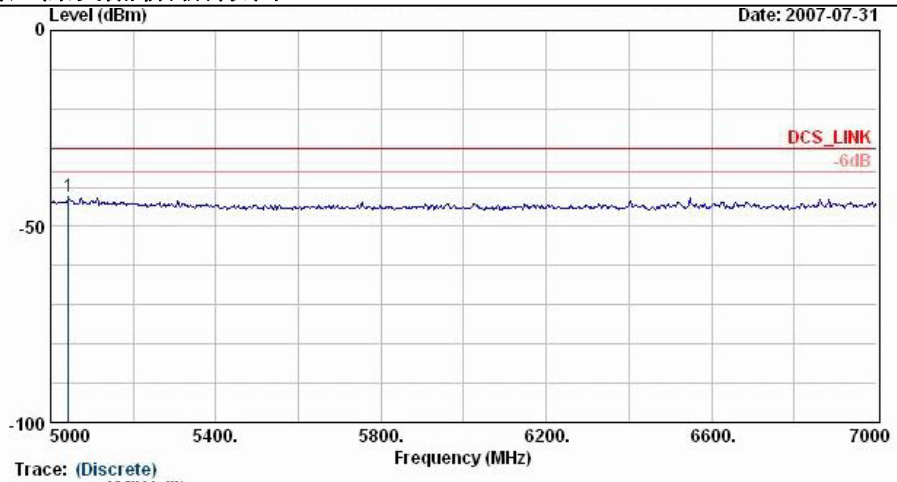

Trace: (Discrete)

Site : 05CH02-HY
Condition : DCS_LINK
EUT : NEO 1973
Power : Real Battery
Model : TG 772401
Mode : DCS 1800 Link Mode CH699

	Freq	Level	Over Limit	Limit Line	Read Level	Factor	Pol/Phase
	MHz	dBm	dB	dBm	dBm	dB	
1	5044.00	-42.55	-12.55	-30.00	-52.67	10.12	

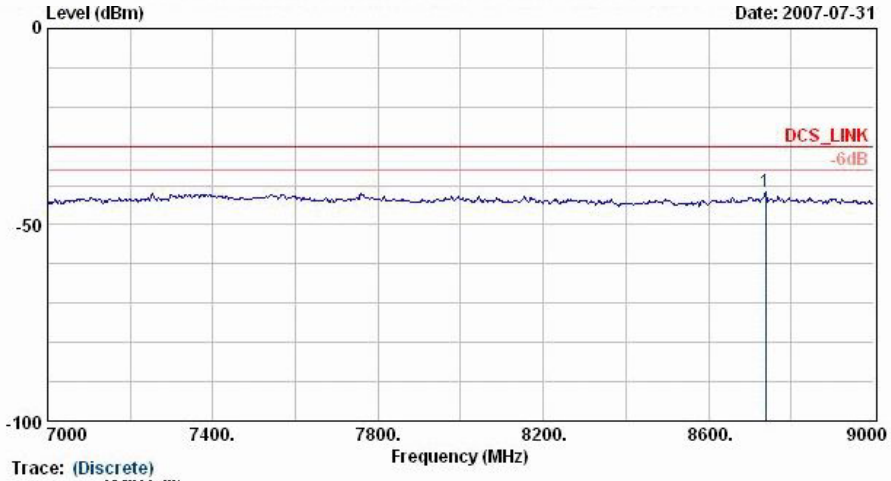

Trace: (Discrete)

Site : 05CH02-HY
Condition : DCS_LINK
EUT : NEO 1973
Power : Real Battery
Model : TG 772401
Mode : DCS 1800 Link Mode CH699

	Freq	Level	Over Limit	Limit Line	Read Level	Factor	Pol/Phase
	MHz	dBm	dB	dBm	dBm	dB	
1	8738.00	-41.47	-11.47	-30.00	-51.26	9.79	

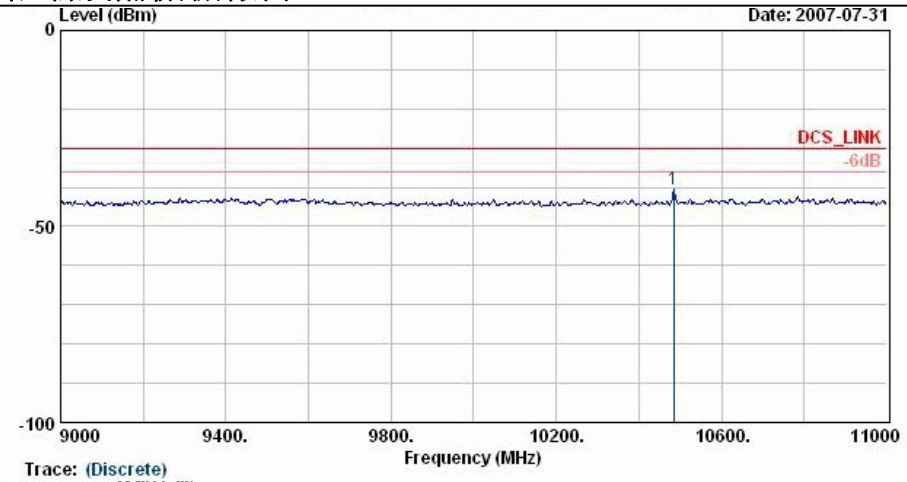

Trace: (Discrete)

Site : 05CH02-HY
Condition : DCS_LINK
EUT : NEO 1973
Power : Real Battery
Model : TG 772401
Mode : DCS 1800 Link Mode CH699

	Freq	Level	Over Limit	Limit Line	Read Level	Factor	Pol/Phase
	MHz	dBm	dB	dBm	dBm	dB	
1 @	10484.00	-40.62	-10.62	-30.00	-50.66	10.03	

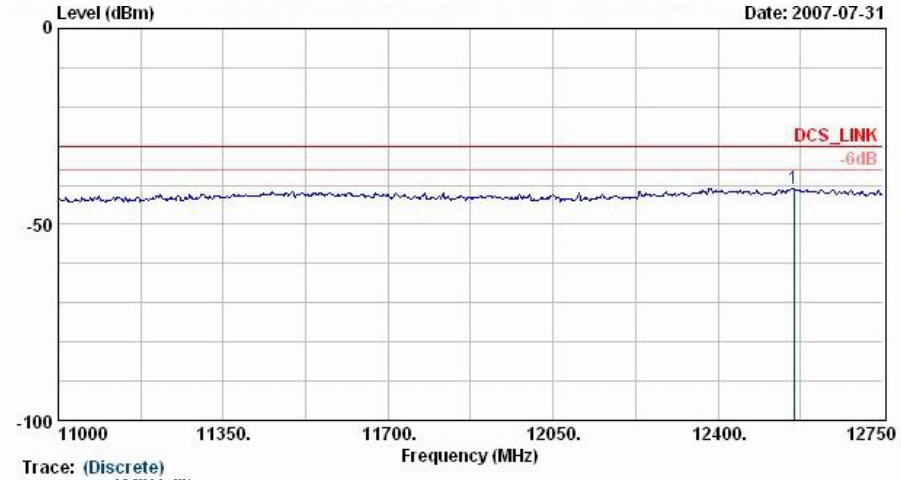

Trace: (Discrete)

Site : 05CH02-HY
Condition : DCS_LINK
EUT : NEO 1973
Power : Real Battery
Model : TG 772401
Mode : DCS 1800 Link Mode CH699

	Freq	Level	Over Limit	Limit Line	Read Level	Factor	Pol/Phase
	MHz	dBm	dB	dBm	dBm	dB	
1 @	12561.00	-40.93	-10.93	-30.00	-52.71	11.78	

5.12. DCS 1800 混附波輻射空閒狀態

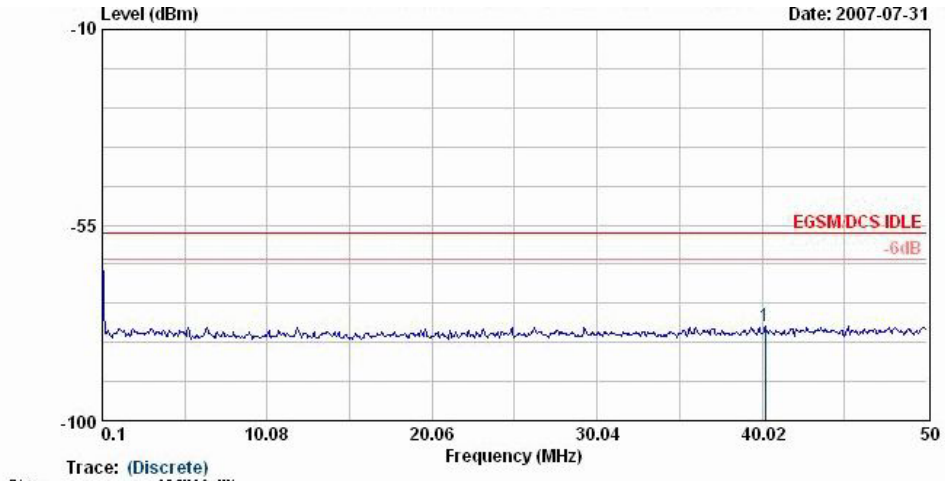

Trace: (Discrete)

Site : 05CH02-HY
Condition : EGSM/DCS IDLE
EUT : NEO 1973
Power : Real Battery
Model : TG 772401
Mode : DCS 1800 Idle Mode CH699

	Freq	Level	Over Limit	Limit Line	Read Level	Factor	Pol/Phase
	MHz	dBm	dB	dBm	dBm	dB	
1 @	40.22	-78.29	-21.29	-57.00	-85.01	6.73	

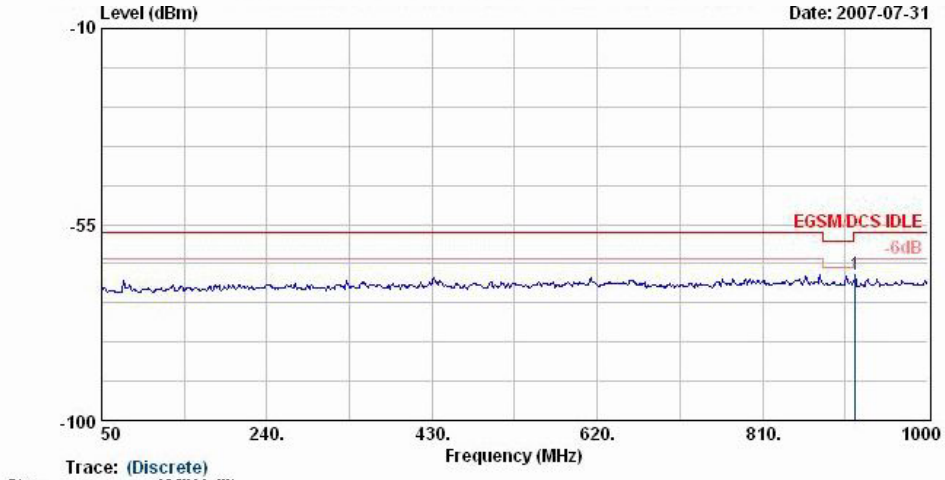

Trace: (Discrete)

Site : 05CH02-HY
Condition : EGSM/DCS IDLE
EUT : NEO 1973
Power : Real Battery
Model : TG 772401
Mode : DCS 1800 Idle Mode CH699

	Freq	Level	Over Limit	Limit Line	Read Level	Factor	Pol/Phase
	MHz	dBm	dB	dBm	dBm	dB	
1 @	916.40	-66.68	-9.68	-57.00	-73.78	7.10	

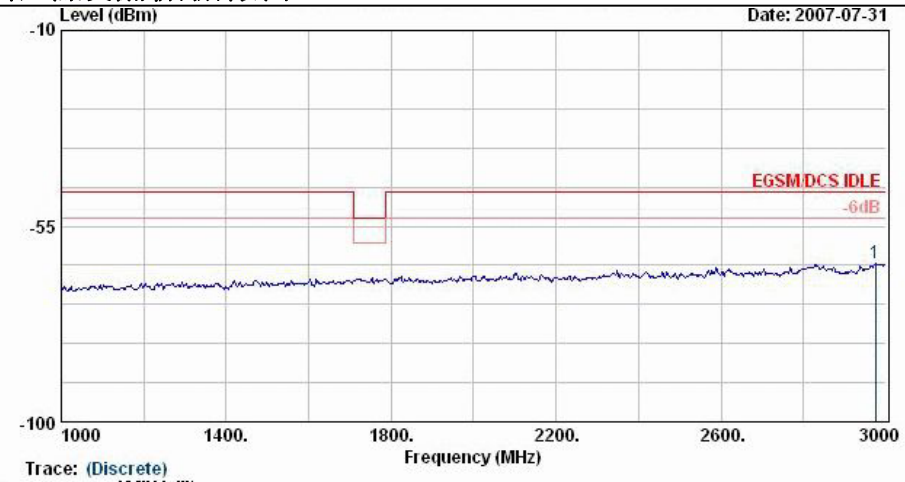

Trace: (Discrete)

Site : 05CH02-HY
Condition : EGSM/DCS IDLE
EUT : NEO 1973
Power : Real Battery
Model : TG 772401
Mode : DCS 1800 Idle Mode CH699

	Freq	Level	Over Limit	Limit Line	Read Level	Factor	Pol/Phase
	MHz	dBm	dB	dBm	dBm	dB	
1 @	2974.00	-63.58	-16.58	-47.00	-71.57	7.99	

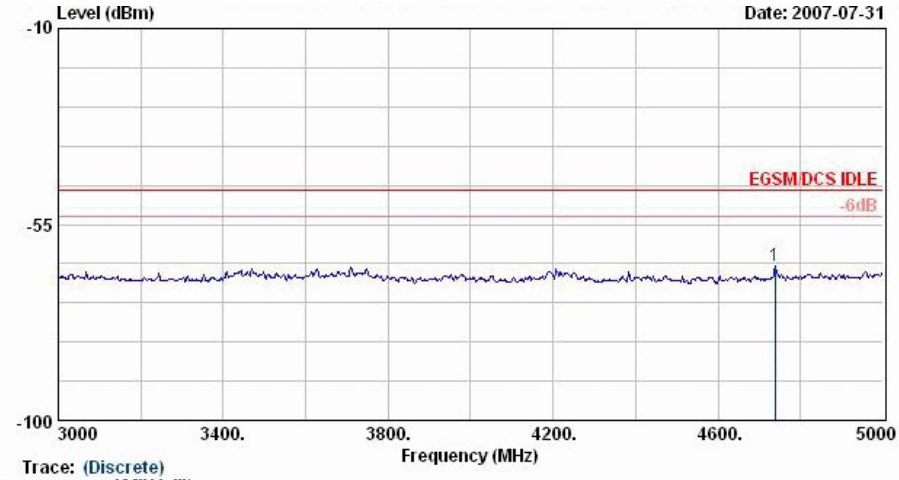

Trace: (Discrete)

Site : 05CH02-HY
Condition : EGSM/DCS IDLE
EUT : NEO 1973
Power : Real Battery
Model : TG 772401
Mode : DCS 1800 Idle Mode CH699

	Freq	Level	Over Limit	Limit Line	Read Level	Factor	Pol/Phase
	MHz	dBm	dB	dBm	dBm	dB	
1 @	4738.00	-64.54	-17.54	-47.00	-73.90	9.35	

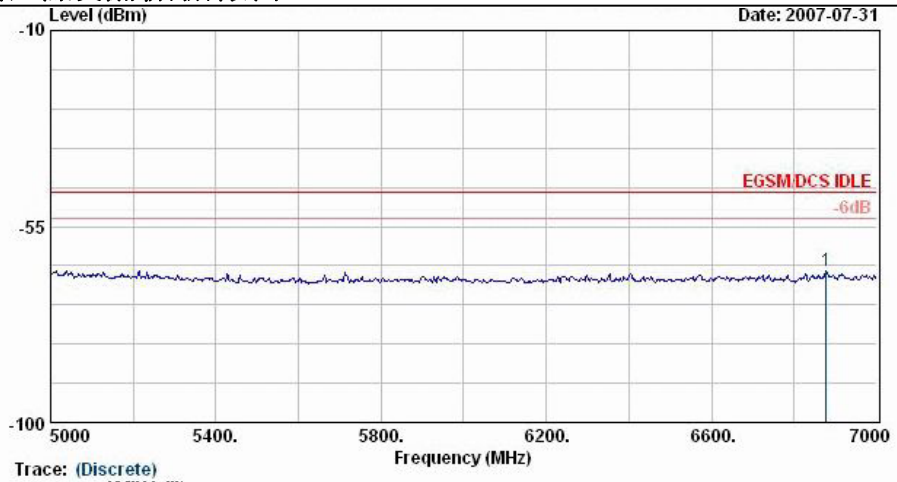

Trace: (Discrete)

Site : 05CH02-HY
Condition : EGSM/DCS IDLE
EUT : NEO 1973
Power : Real Battery
Model : TG 772401
Mode : DCS 1800 Idle Mode CH699

	Freq	Level	Over Limit	Limit Line	Read Level	Factor	Pol/Phase
	MHz	dBm	dB	dBm	dBm	dB	
1 @	6878.00	-65.23	-18.23	-47.00	-74.56	9.34	

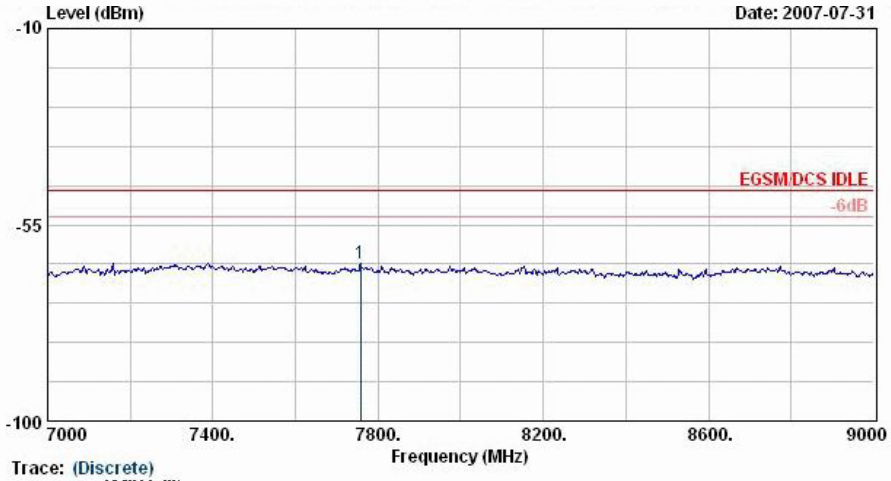

Trace: (Discrete)

Site : 05CH02-HY
Condition : EGSM/DCS IDLE
EUT : NEO 1973
Power : Real Battery
Model : TG 772401
Mode : DCS 1800 Idle Mode CH699

	Freq	Level	Over Limit	Limit Line	Read Level	Factor	Pol/Phase
	MHz	dBm	dB	dBm	dBm	dB	
1 @	7758.00	-63.93	-16.93	-47.00	-73.50	9.57	

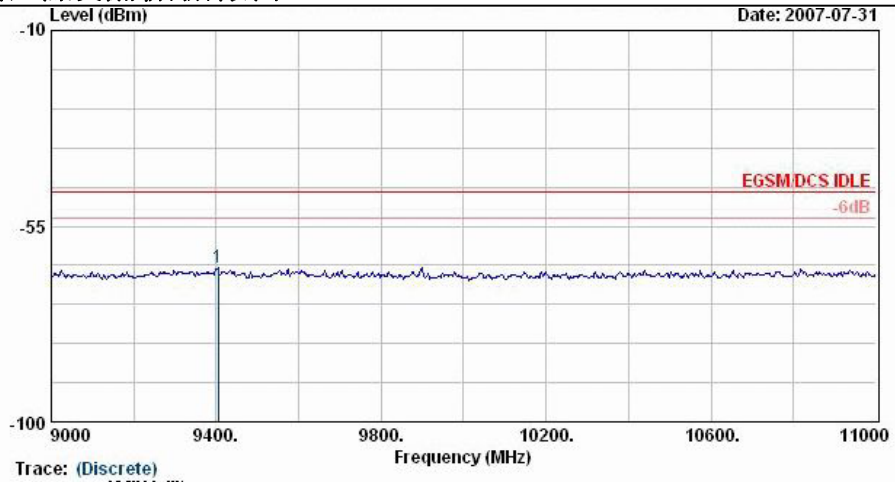

Site : 05CH02-HY
Condition : EGSM/DCS IDLE
EUT : NEO 1973
Power : Real Battery
Model : TG 772401
Mode : DCS 1800 Idle Mode CH699

	Freq	Level	Over Limit	Limit Line	Read Level	Factor	Pol/Phase
	MHz	dBm	dB	dBm	dBm	dB	
1 @	9404.00	-64.49	-17.49	-47.00	-74.67	10.19	

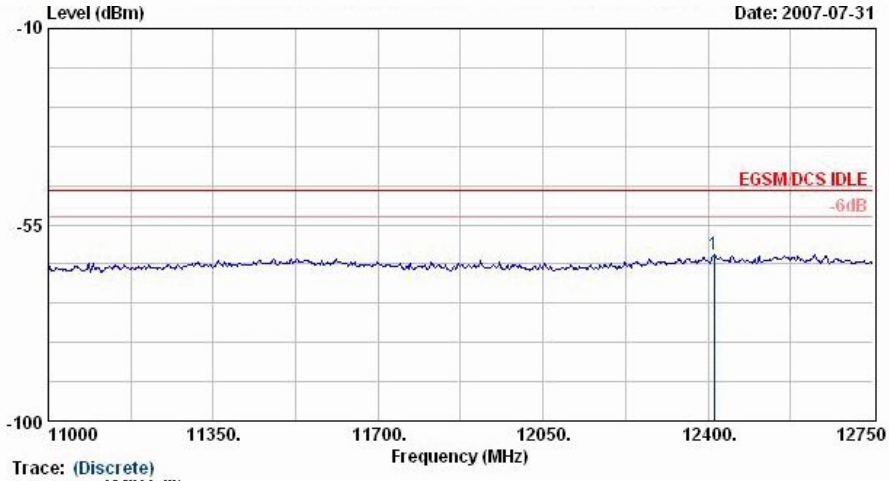

Site : 05CH02-HY
Condition : EGSM/DCS IDLE
EUT : NEO 1973
Power : Real Battery
Model : TG 772401
Mode : DCS 1800 Idle Mode CH699

	Freq	Level	Over Limit	Limit Line	Read Level	Factor	Pol/Phase
	MHz	dBm	dB	dBm	dBm	dB	
1 @	12412.25	-61.71	-14.71	-47.00	-73.41	11.69	

6. 量測設定及限制值

6.1. 混附波輻射發射頻帶內設定值

頻　　帶	偏離載波頻率	測量頻寬
900MHz相關發射頻帶：890-915MHz	≧1.8MHz ≧6MHz	30 KHz 100 KHz
1800 MHz相關發射頻帶:1710 - 1785 MHz		

6.2. 混附波輻射發射頻帶外設定值

頻　　帶	偏離相關發射頻帶邊緣	測 量 頻 寬
100KHz—50MHz	—	10 KHz
50MHz—500MHz	—	100 KHz
500MHz以上，但在表一之一相關發射頻帶外	≧ 2 MHz ≧ 5 MHz ≧ 10 MHz ≧ 20 MHz ≧ 30 MHz	30 KHz 100 KHz 300 KHz 1 MHz 3 MHz

6.3. 混附波輻射連線狀態限制值

頻率範圍	功率位準（dBm）	
	GSM 900	DCS 1800
100kHz 至 1GHz	-36	-36
1GHz 至 12.75GHz	-30	
1GHz 至 1710MHz		-30
1710MHz 至 1785MHz		-36
1785MHz 至 12.75GHz		-30

6.4. 混附波輻射空閒狀態限制值

頻率範圍	功率位準（dBm）
9kHz 至 880MHz	-57
880MHz 至 915MHz	-59
915MHz 至 1GHz	-57
1GHz 至 1710MHz	-47
1710MHz 至 1785MHz	-53
1785MHz 至 12.75GHz	-47

6.5. 調變頻譜（Spectrum due to the modulation）設定及限制值

功率(dBm)		在偏移載波下列頻率(KHz)時其相對於載波功率之最大允許值(dB)								
		30KHz（測量頻寬）						100KHz（測量頻寬）		
		100	200	250	400	600～＜1200	1200～＜1800	1800～＜3000	3000～＜6000	≧6000
GSM900	≧39	＋0.5	-30	-33	-60	-66	-66	-69	-71	-77
	37	＋0.5	-30	-33	-60	-64	-64	-67	-69	-75
	35	＋0.5	-30	-33	-60	-62	-62	-65	-67	-73
	≦33	＋0.5	-30	-33	-60	-60	-60	-63	-65	-71
DCS1800	≧36	＋0.5	-30	-33	-60	-60	-60	-71		-79
	34	＋0.5	-30	-33	-60	-60	-60	-69		-77
	32	＋0.5	-30	-33	-60	-60	-60	-67		-75
	30	＋0.5	-30	-33	-60	-60	-60	-65		-73
	28	＋0.5	-30	-33	-60	-60	-60	-63		-71
	26	＋0.5	-30	-33	-60	-60	-60	-61		-69
	≦24	＋0.5	-30	-33	-60	-60	-60	-59		-67

6.6. 功率轉換瞬態所產生之頻譜（Spectrum due to switching transients）限制值

GSM 900

功率位準	載波頻率不同偏移之最大位準			
	400kHz	600kHz	1200kHz	1800kHz
39dBm	-13dBm	-21dBm	-21dBm	-24dBm
37dBm	-15dBm	-21dBm	-21dBm	-24dBm
35dBm	-17dBm	-21dBm	-21dBm	-24dBm
33dBm	-19dBm	-21dBm	-21dBm	-24dBm
31dBm	-21dBm	-23dBm	-23dBm	-26dBm
29dBm	-23dBm	-25dBm	-25dBm	-28dBm
27dBm	-23dBm	-26dBm	-27dBm	-30dBm
25dBm	-23dBm	-26dBm	-29dBm	-32dBm
23dBm	-23dBm	-26dBm	-31dBm	-34dBm
≦21dBm	-23dBm	-26dBm	-32dBm	-36dBm

DCS 1800

功率位準	載波頻率不同偏移之最大位準			
	400kHz	600kHz	1200kHz	1800kHz
36dBm	-16dBm	-21dBm	-21dBm	-24dBm
34dBm	-18dBm	-21dBm	-21dBm	-24dBm
32dBm	-20dBm	-22dBm	-22dBm	-25dBm
30dBm	-22dBm	-24dBm	-24dBm	-27dBm
28dBm	-23dBm	-25dBm	-26dBm	-29dBm
26dBm	-23dBm	-26dBm	-28dBm	-31dBm
24dBm	-23dBm	-26dBm	-30dBm	-33dBm
22dBm	-23dBm	-26dBm	-31dBm	-35dBm
≦20dBm	-23dBm	-26dBm	-32dBm	-36dBm

附錄 A. 產品外觀與結構照

772401
openmoko

772401
First International Computer, Inc.
Model: GTC-01/GTA-01
Standard Battery Pack
1200mAh Li-ion
Rechargeable Battery: 3.7V
Caution:
1. Do not incinerate.
2. Do not disassembly.
3. Do not short circuit.
4. Do not expose to high temperatures (140°F/60°C).
5. Dispose of properly.
6. Use specified charger only.
7. Battery must be fully charged before initial use.
WDMA070200189
Manufactured in Taiwan

772401

772401
Date code : 20070420
S/N : 000279
GTA01B_V4
CC XX xx YY yyy Z z W
FIC GTA01BV4
IMEI Code: 351405130798016

CC XX xx YY yyy Z z W
減少電磁波影響，請妥適使用
FIC
GTA01BV4
IMEI Code: 351405130798016

WWAN Antenna


772401
Bluetooth Antenna
GPS Antenna
GTA01B V4
Date code : 20070420
S/N : 000344

772401

772401


772401


772401
RoHS


772401
SAMSUNG


772401
SAMSUNG


772401


772401

772401

772401
Adaptor
Model:TC-FU-USB
RoHS
Input: 100V — 240V ~ 0.15A
50/60Hz
Output: 5V ⎓ 1A
LISTED
E243129
SEMDICAR TECHNOLOGY CORPORATION

772401

772401
Unictron

772401

772401

772401

772401